US Army Corps of Engineers
Wilmington District

**Solicitation No. W912PM21R0001**

# Construct SOF Group Headquarters

# Fort Bragg, NC

## AMENDMENT 0002 Specifications

## Specifications - Volume 4 of 4

**September 2020**

Mason&Hanger
A Day & Zimmermann Company

# RTA SUBMITTAL

## SOF GROUP HEADQUARTERS
## PN87437, FY21
### Fort Bragg, North Carolina

## COMPREHENSIVE INTERIOR DESIGN (CID)
STRUCTURAL INTERIOR DESIGN (SID)
FURNITURE, FIXTURES & EQUIPMENT (FF&E)

**August 2020**
Solicitation #: W912PM21R0001

M&H Project #: MN.00145.05

prepared for:

US Army Corps of Engineers
Wilmington District

# COMPREHENSIVE INTERIOR DESIGN (CID)

**INCLUDES:**
**FURNITURE, FIXTURES & EQUIPMENT (FF&E)**
**STRUCTURAL INTERIOR DESIGN (SID)**

## TABLE OF CONTENTS


**CID**

**SECTION 1.....NARRATIVE OF INTERIOR DESIGN**

**SECTION 2……...……POINT OF CONTACT LIST**

**FF&E**

**SECTION 3….....CID (SID & FF&E) DRAWINGS**

**SECTION 4.....FF&E SPECIFICATION SHEETS**

**SECTION 5….....FF&E COST ESTIMATE**

**SECTION 6….....FF&E FINISH BOARDS**

**SID**

**SECTION 7.....SID FINISH BOARDS**



Prepared by:
**Emily Wilson, Interior Designer**
**NCIDQ #028785**
**Mason & Hanger**
300 West Vine Street Suite 1300
Lexington, KY 40507


Mason&Hanger
*A Day & Zimmermann Company*

**NARRATIVE OF INTERIOR DESIGN**

The interior design is integrated as part of the building's complete design, expressing the user's functional and aesthetic needs. Quality materials and furnishings, appropriate to the design, are used to provide a supportive environment for the SOF Group Headquarters at Ft. Bragg, North Carolina.

As part of the construction project, a Comprehensive Interior Design (CID) package has been incorporated into the complete design, formatted under the Savannah District Design Manual for Military Construction requirements. The CID consists of two parts: Furniture, Fixtures & Equipment (FF&E) and Structural Interior Design (SID).

The FF&E is not part of the base bid construction contract. The Contractor shall submit the FF&E package as a Bid Option. The FF&E may be Government Furnished, Government Installed (GFGI) if the government elects not to exercise the Bid Option. The SID is part of the construction contract.

Ft. Bragg has developed four standardized color schemes to unify its facilities. For this project, the Ft. Bragg "Khaki" colorway has been selected to create a transitional interior. As stated during the Charrette Meeting, slight variations from these standards are permitted, because this is a Headquarters facility.

**Furniture**

The furniture layout has been developed based on input gathered at the Charrette and following Review meetings. The FF&E selections have been developed to include seating, tables, filing and storage, desks, and miscellaneous items such as task lights and waste receptacles. Additionally, space has been planned for user-provided items such as safes, printers, TVs and refrigerators, etc.

Private and shared offices receive modular freestanding (desk-based) laminate furniture, in an L-shape or U-shape configuration. These desks include file/file and box/box/file storage or lateral file with door storage, an overhead storage hutch, tack board, task light, and pencil tray.

The "cubicle" style furniture that was utilized in the early phases of design for Open Office areas has been replaced with freestanding modular desking. This decision was driven by the desire for ease of future reconfiguration. In these Open Office areas, several collaboration spaces have been incorporated, and in some cases, are separated using back to back lateral file cabinets for additional privacy.

Upgraded wood veneer case goods are used in the Command Suite.

Power and Data will be accessed from either the wall or from Raised Access Floor.

An ergonomic task chair is provided at each desk and guest seating and additional storage components are provided where space allows.

Conference rooms are furnished with multiple fixed leg training tables. This allows for multiple arrangements and flexibility within the space. Ergonomic task chairs are provided at the table and additional seating along the perimeter.

Specialized "console" style furniture is used in the JOC area, including a spine that houses a large cavity for multiple computers and connections.

Several items included in the FF&E space plan will be provided by Users. Although these items are not part of the FF&E package, the space and infrastructure (power/data, etc.) for such items are planned for in the construction contract.

**Architectural Finishes**

Finish selections made for the structure and furniture work together to create a cohesive design. Finishes specified are of a quality and durability appropriate for the facility. Interior finishes adhere to Ft. Bragg's "Khaki" color scheme and have been selected throughout the design process at the guidance of Base Architect, Brian Vesely.

**Floors**

Vestibules at both main entrances will have a surface mounted entry mat with abrasive carpet fibers, which will extract debris and moisture from entering the building. These entry mat systems are flanked by a durable commercial porcelain tile in a brick shaped cream color. This material was purposefully chosen to coordinate with the exterior finish selections, and continue beyond the vestibules and into both the Staff Duty entrance and the central entrance of the facility. This brick shaped porcelain tile is also utilized in a medium gray tone, which is used on the columns at the central entrance, as well as the accent wall and simple square floor pattern at the Staff Duty office.

The square floor pattern is mimicked in the two adjacent Lobby areas (beyond the Staff Duty area and at the Elevator Lobby), but done so with luxury vinyl tile. This low maintenance LVT flooring, (in the field color only) is carried through the facility in corridors and break rooms.

Durable commercial carpet tile, in the Ft. Bragg base standard Khaki colorway is used for all administrative areas, offices, conference rooms and classrooms. This carpet is available in a glue-free peel-and-stick backing. Users preferred this option and drawings and specifications have been developed to reflect this preference. To create a unified appearance, this same carpet will be utilized on the Raised Access Flooring throughout the facility. Additionally, as requested, and to create a distinguished appearance, the carpet will be paired with a coordinating carpet border in the Command Suite areas.

Special static dissipative solid vinyl flooring has been selected for the communication rooms. Maintenance areas and other utilitarian areas shall receive a simple concrete sealer. This same sealer will be used in the TA-50 area, but will also include roll up mats for exercise.

**Walls / Special Items**

Most walls will be painted in a neutral tone with accent colors used sparingly. Ceramic wall tile is also utilized (described below in Restroom section). Horizontal metal blinds shall be paired with solid surface window sills. Resilient corner guards shall be installed on all exposed corners and columns. Elevator finishes will be stainless steel and supplied by the elevator manufacturer. In an effort to “disappear”, metal doors and all door trim will be painted to match the adjacent wall. Interior and Exterior signage is also included, which will coordinate with the wall base trim.

**Ceilings**

Acoustical ceiling tile and grid system in white will be utilized in most administrative areas. Water resistant acoustical ceiling tile shall be used in all restrooms, and the shower areas of all restrooms will have an epoxy painted water resistant gypsum board ceiling. Any exposed structures should be painted.

**Restrooms**

Restrooms will have a porcelain floor tile and base and full height ceramic wall tile. As decided at the 65% Review Meeting, shower pans will be a one-piece terrazzo. During that meeting, it was also decided that the glass wall tile accent seen in previous submittals be eliminated to ensure the facility remains easily maintained. HDPE (high density polyethylene) toilet/urinal screens shall be used for all restrooms as well as solid surface vanity tops with under-mounted sinks. Durable HDPE lockers in a neutral finish are also included and will coordinate with all finishes.

**CONCLUSION**

Architecture, interior, and furniture selections have been carefully chosen to combine in a cohesive design concept. Finish and furniture finishes are primarily neutral in tone with accents used in a subtle way. This facility fulfills the program requirements and creates a pleasing exterior and interior environment for the users. Through the integration of architecture and interior design, the goal is to create a distinctive facility for the SOF Group Headquarters Building at Fort Bragg, North Carolina.

# POINT OF CONTACT LIST

| INTERIOR DESIGN (A/E) | PROJECT MANAGER (A/E) |
|---|---|
| EMILY WILSON, NCIDQ<br>MASON & HANGER<br>300 W. VINE STREET, SUITE 1300<br>LEXINGTON, KY 40507<br>P: 859-252-9980<br>emily.wilson@masonandhanger.com | WARREN FOY, PROJECT MANAGER<br>MASON & HANGER<br>300 W. VINE STREET, SUITE 1300<br>LEXINGTON, KY 40507<br>P: 859-280-3572<br>warren.foy@masonandhanger.com |
| **DPW** | **ARCHITECTURE (A/E)** |
| LANCE LOCKLEAR / ROBERT FLEMING<br>MASTER PLANNING<br>BLDG 3-1634 BUTNER RD.<br>FT. BRAGG, NC 28307<br>P:<br>robert.a.fleming1.civ@mail.mil<br>lance.a.locklear.civ@mail.mil | MICHELLE BARNETT, ARCHITECT<br>MASON & HANGER<br>300 W. VINE STREET, SUITE 1300<br>LEXINGTON, KY 40507<br>P: 859-252-9980<br>michelle.barnett@masonandhanger.com |
| **USER REPRESENTATIVE** | |
| MAJ RODRIGUEZ / CPT GANZ / LT HALL<br>US ARMY 3RD SPECIAL FORCES GROUP (A)<br>111 ENDURING FREEDOM DRIVE<br>FORT BRAGG, NORTH CAROLINA 28310-9110<br>ryan.e.rodriguez.mil@socom.mil | |
| | |
| | |

US Army Corps
of Engineers®
WILMINGTON DISTRICT

Mason&Hanger
A Day & Zimmermann Company

# FORT BRAGG, NORTH CAROLINA
# SOF GROUP HEADQUARTERS
# PN: 87437 FY21

## RTA SUBMITTAL
## FOR OFFICIAL USE ONLY

## VOLUME 2 OF 2: BUILDING

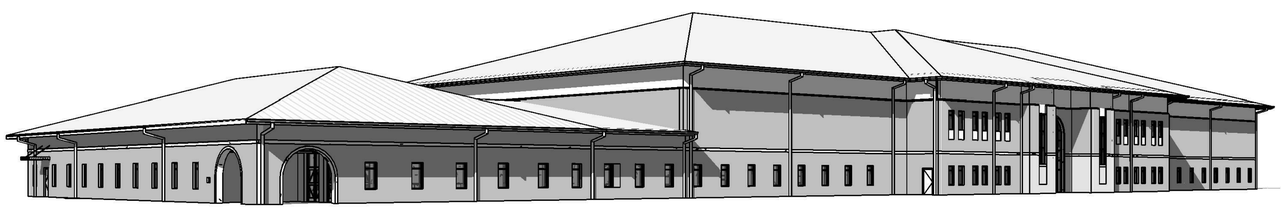

SOLICITATION NO.: W912PM21R0001

ISSUE DATE: JUNE 2020

US Army Corps of Engineers®

| MARK | DESCRIPTION | DATE |
|---|---|---|

DESIGN BY: M. BARNETT
DRAWN BY: M. SIEVER
CHECKED BY: D. ADAMS
SUBMITTED BY: W. FOY
SIZE: ANSI D
ISSUE DATE: JUNE 2020
SOLICITATION NO.: W912PM21R0001
CONTRACT NO.:
CATEGORY CODE:
FILE NAME: FTB-SHQ-G-001_2.dwg

US ARMY CORPS OF ENGINEERS
WILMINGTON DISTRICT
69 DARLINGTON AVENUE
WILMINGTON, NORTH CAROLINA

Mason&Hanger
A Day & Zimmermann Company

FORT BRAGG, NORTH CAROLINA
SOF GROUP HEADQUARTERS
PN: 87437 FY21

COVER SHEET - VOLUME 2

MICHELLE N. BARNETT
REGISTERED
No. 2006
COMMONWEALTH OF KENTUCKY
ARCHITECT
6-10-20

SHEET ID
G-001_2

RTA SUBMITTAL

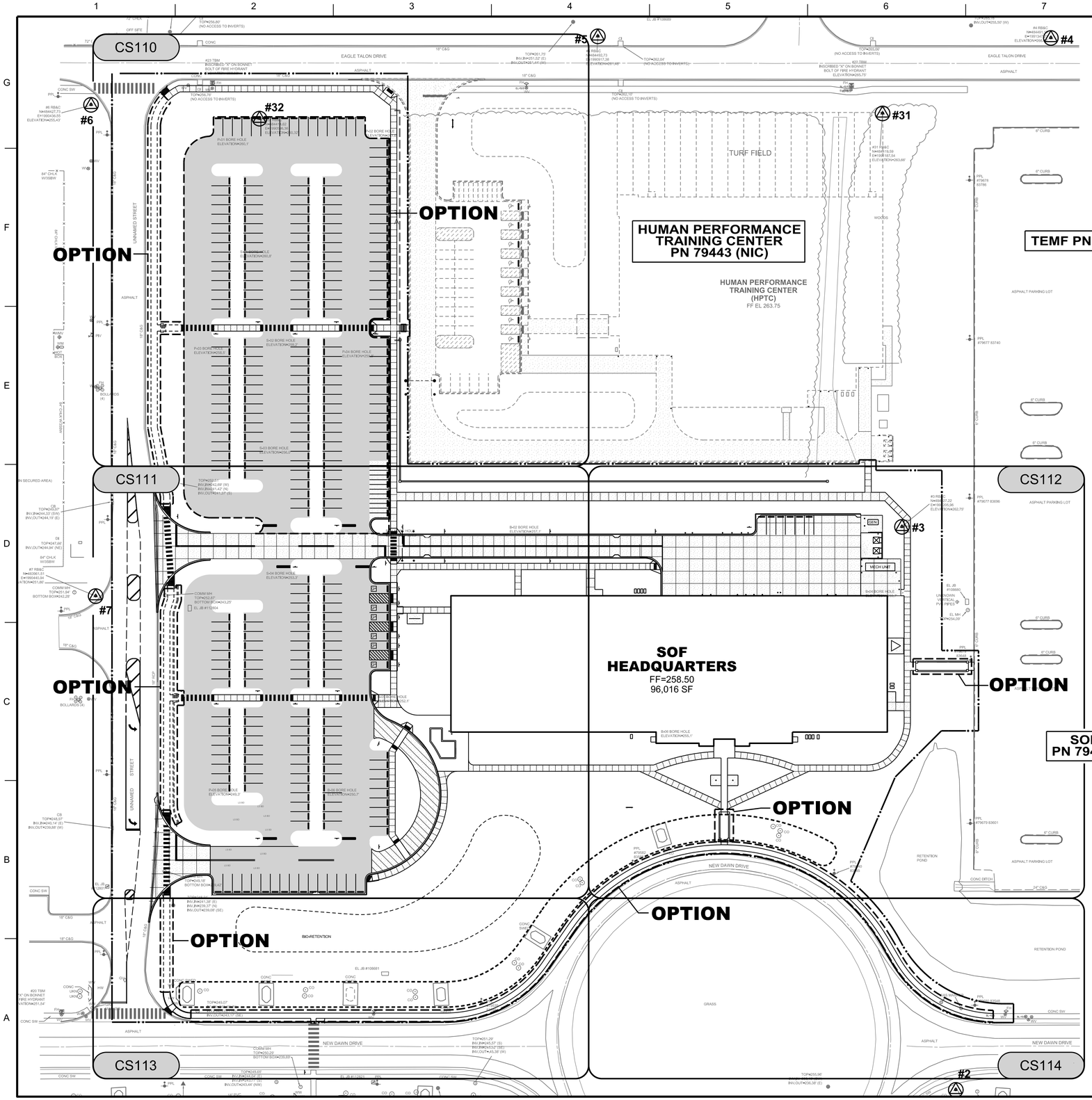


## VERTICAL AND HORIZONTAL CONTROL

| POINT NAME | COORDINATES (FT) NORTHING | COORDINATES (FT) EASTING | ELEVATION | DESCRIPTION |
|---|---|---|---|---|
| #3 | 484027.22 | 1991205.96 | 262.75 | RB&C |
| #4 | 484491.19 | 1991347.23 | 266.42 | RB&C |
| #5 | 484492.73 | 1990917.38 | 261.48 | RB&C |
| #6 | 484427.73 | 1990436.55 | 255.431 | RB&C |
| #7 | 483961.51 | 1990440.94 | 251.862 | RB&C |
| #31 | 484419.59 | 1991187.54 | 263.662 | RB&C |
| #32 | 484414.62 | 1990596.36 | 260.32 | RB&C |

## GENERAL NOTES

1. REFER TO V SERIES DRAWINGS FOR SITE SURVEY.
2. "PROVIDE" MEANS TO PROVIDE AND INSTALL/CONSTRUCT.

## BID OPTIONS

1. NORTHERN PARKING AREA: **BASE BID**, AGGREGATE PARKING AND SIGNS. **OPTION**, ASPHALT PAVING, STRIPING, WHEEL STOPS AND MOTORCYCLE PARKING AREA.
2. **OPTION:** SIDEWALK ALONG UNNAMED STREET. STAIRS FROM SIDEWALK ALONG UNNAMED STREET TO PARKING AREA AND RETAINING WALL.
3. **OPTION:** PAVER SIDEWALK ALONG NEW DAWN DRIVE
4. **OPTION:** PEDESTRIAN BRIDGES, ONE FROM SIDEWALK ALONG NEW DAWN DRIVE TO SITE SIDEWALK, ONE FROM PARKING AREA OF PN79465 TO SITE.

## LEGEND

- CONSTRUCTION LIMITS
- BITUMINOUS PAVEMENT
- CONCRETE PAVEMENT
- PAVER STONE

50' 25' 0 50' 100' 150'

GRAPHIC SCALE: 1"=50'-0"

N

**GEOGRAPHIC COORDINATE DATA**

HORIZONTAL DATUM:
NORTH CAROLINA STATE PLANE, NAD83.
VERTICAL DATUM: NAVD88.
UNITS OF MEASURE: U.S. SURVEY FEET.
COORDINATES SHOWN IN FORMAT OF EASTING, NORTHING AND ELEVATION.

NORTH CAROLINA PROFESSIONAL SEAL 039598 ENGINEER F. MICHAEL MAYER 6/10/2020

US Army Corps of Engineers®

| MARK | DESCRIPTION | DATE |
|---|---|---|

DESIGNED BY: M.MAYER
DRAWN BY: S.HAGGARD
CHECKED BY: G.LYNN
SUBMITTED BY: W.FOY
ISSUE DATE: JUNE 2020
SOLICITATION NO.: W912PM21R0001
CONTRACT NO.:
CATEGORY CODE 14182
FILENAME: FTB-SHQ-CS101.dgn
SIZE: ANSI D

U.S. ARMY CORPS OF ENGINEERS
WILMINGTON DISTRICT
69 DARLINGTON AVENUE
WILMINGTON, NORTH CAROLINA

Mason&Hanger

FORT BRAGG, NORTH CAROLINA
SOF GROUP HEADQUARTERS
PN: 87437 FY21

OVERALL LAYOUT PLAN

SHEET ID
CS101

P:\Projects\014505\03 CAD_BIM_Sheets\05_Civil\FTB-SHQ-CS101.dgn
10-JUN-2020
06:25

RTA SUBMITTAL

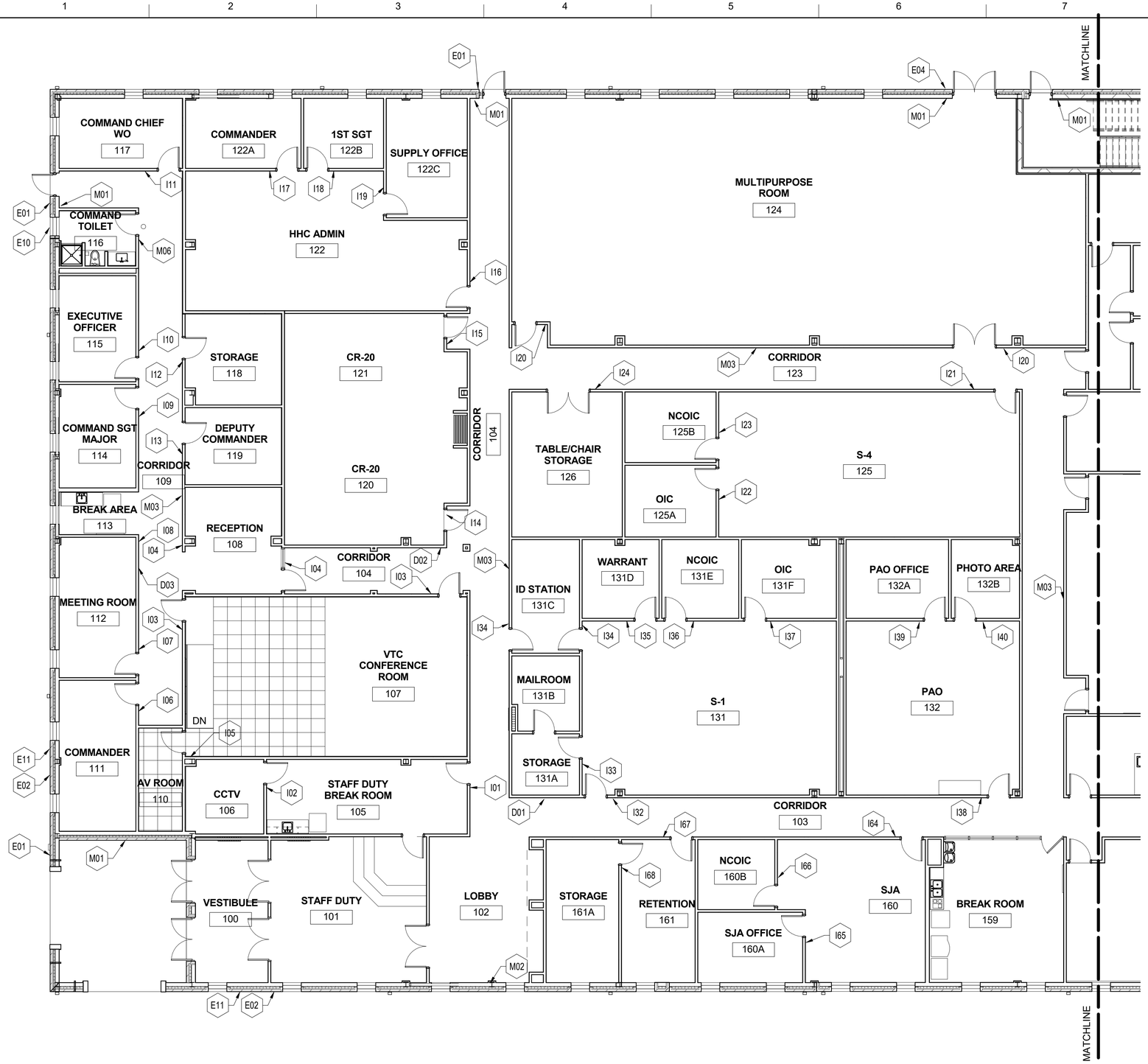


## PARTIAL SIGNAGE PLAN-FIRST FLOOR

SCALE: 1/8" = 1'-0"

## SIGNAGE PLAN NOTES

1. SIGN NUMBER INDICATED WITH -
2. REFER TO SHEETS A-620 THROUGH A-623 FOR SIGNAGE SCHEDULE AND SIGNAGE DETAILS.

## SIGNAGE PLAN LEGEND

- I01 INTERIOR SIGNAGE
- E01 EXTERIOR SIGNAGE
- D01 DIRECTIONAL SIGNAGE
- M01 MISCELLANEOUS SIGNAGE

KEY PLAN

8' 4' 0 8' 16' 24'

GRAPHIC SCALE: 1/8" = 1'-0"

MICHELLE N. BARNETT REGISTERED No. 2206 COMMONWEALTH OF KENTUCKY ARCHITECT

6-10-20

US Army Corps of Engineers ®

| MARK | DESCRIPTION | DATE |
|---|---|---|

DESIGN BY: E. WILSON
DRAWN BY: K. JONES
CHECKED BY: A. MCCOY
SUBMITTED BY: W. FOY
SIZE: ANSI D
ISSUE DATE: JUNE 2020
SOLICITATION NO.: W912PM21R0001
CONTRACT NO.:
CATEGORY CODE: 14182
FILE NAME: FTB-SHQ-A-181.dwg

US ARMY CORPS OF ENGINEERS
WILMINGTON DISTRICT
69 DARLINGTON AVENUE
WILMINGTON, NORTH CAROLINA

Mason&Hanger
A Day & Zimmermann Company

FORT BRAGG, NORTH CAROLINA
SOF GROUP HEADQUARTERS
PN: 87437 FY21

PARTIAL SIGNAGE PLAN - FIRST FLOOR

SHEET ID
A-181

RTA SUBMITTAL

A A-181-

## SIGNAGE PLAN NOTES

1. SIGN NUMBER INDICATED WITH -
2. REFER TO SHEETS A-620 THROUGH A-623 FOR SIGNAGE SCHEDULE AND SIGNAGE DETAILS.

## SIGNAGE PLAN LEGEND

- I01 INTERIOR SIGNAGE
- E01 EXTERIOR SIGNAGE
- D01 DIRECTIONAL SIGNAGE
- M01 MISCELLANEOUS SIGNAGE

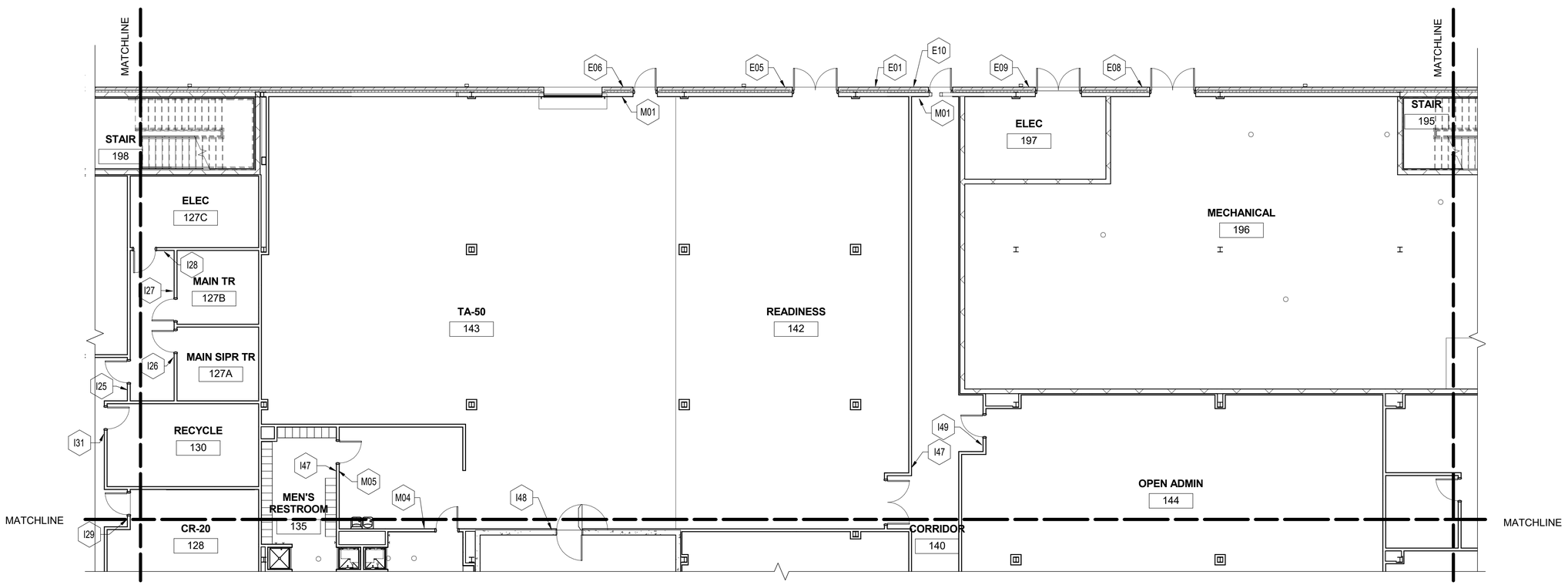


## PARTIAL SIGNAGE PLAN-FIRST FLOOR

SCALE: 1/8" = 1'-0"

KEY PLAN

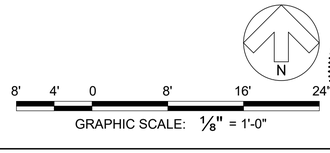


MICHELLE N. BARNETT
REGISTERED
No. 2206
COMMONWEALTH OF KENTUCKY
ARCHITECT
6-10-20

US Army Corps of Engineers ®

| MARK | DESCRIPTION | DATE |
|---|---|---|

DESIGN BY: E. WILSON
DRAWN BY: K. JONES
CHECKED BY: A. MCCOY
SUBMITTED BY: W. FOY
SIZE: ANSI D
ISSUE DATE: JUNE 2020
SOLICITATION NO.: W912PM21R0001
CONTRACT NO.:
CATEGORY CODE: 14182
FILE NAME: FTB-SHQ-A-182.dwg

US ARMY CORPS OF ENGINEERS
WILMINGTON DISTRICT
69 DARLINGTON AVENUE
WILMINGTON, NORTH CAROLINA

Mason&Hanger
A Day & Zimmermann Company

FORT BRAGG, NORTH CAROLINA
SOF GROUP HEADQUARTERS
PN: 87437 FY21

PARTIAL SIGNAGE PLAN - FIRST FLOOR

SHEET ID
A-182

RTA SUBMITTAL

A A-182-

## SIGNAGE PLAN NOTES

1. SIGN NUMBER INDICATED WITH -
2. REFER TO SHEETS A-620 THROUGH A-623 FOR SIGNAGE SCHEDULE AND SIGNAGE DETAILS.

## SIGNAGE PLAN LEGEND

- I01 INTERIOR SIGNAGE
- E01 EXTERIOR SIGNAGE
- D01 DIRECTIONAL SIGNAGE
- M01 MISCELLANEOUS SIGNAGE

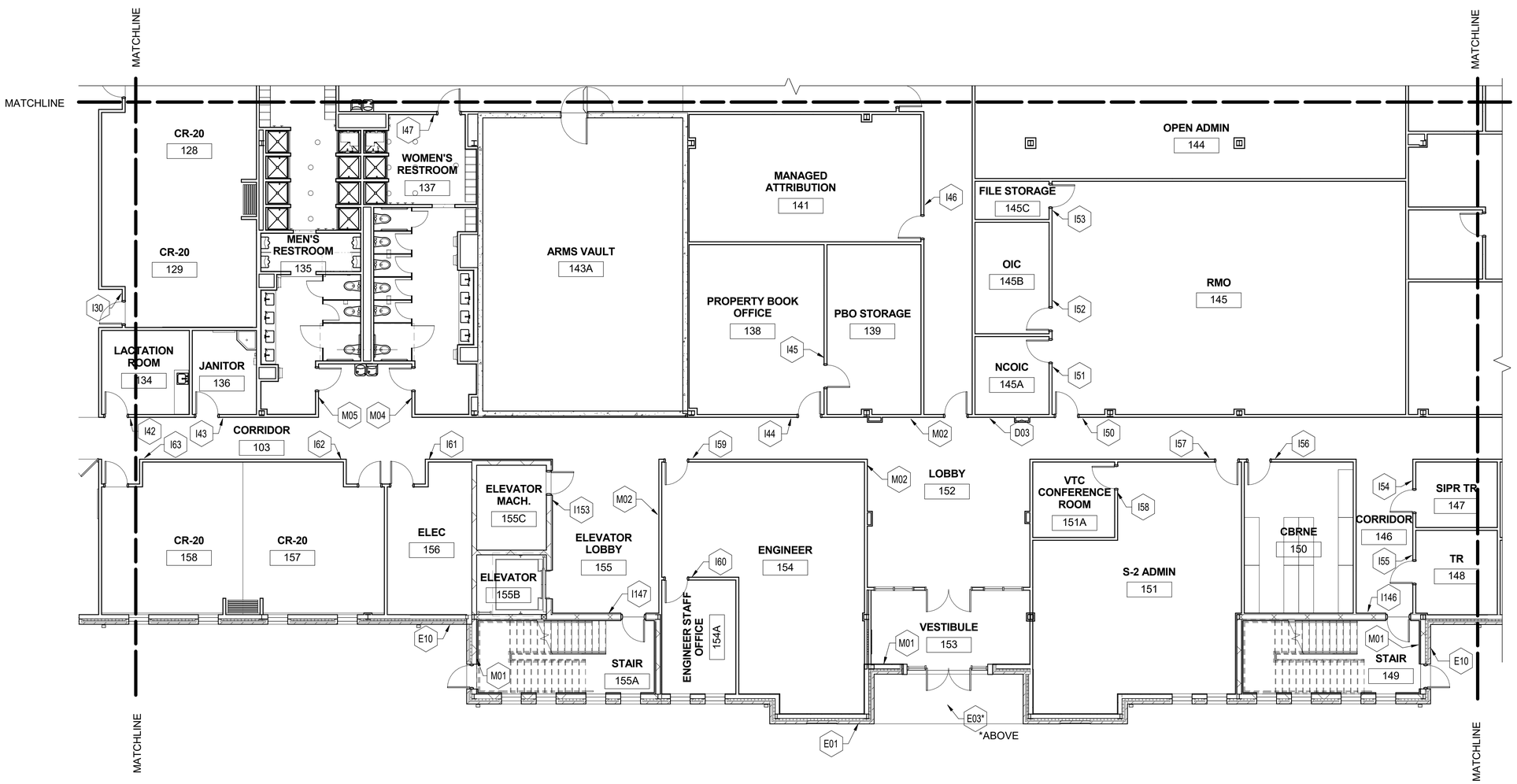


KEY PLAN

# PARTIAL SIGNAGE PLAN-FIRST FLOOR

SCALE: 1/8" = 1'-0"

GRAPHIC SCALE: 1/8" = 1'-0"

US Army Corps of Engineers ®

| MARK | DESCRIPTION | DATE |
|---|---|---|

ISSUE DATE: JUNE 2020
SOLICITATION NO.: W912PN21R0001
CONTRACT NO.:
CATEGORY CODE: 144192
FILE NAME: FTB-SHQ-A-183.dwg

DESIGN BY: E. WILSON
DRAWN BY: K. JONES
CHECKED BY: A. MCCOY
SUBMITTED BY: W. FOY
SIZE: ANSI D

US ARMY CORPS OF ENGINEERS
WILMINGTON DISTRICT
69 PRINCESS STREET
WILMINGTON, NORTH CAROLINA

Mason&Hanger
A Day & Zimmermann Company

FORT BRAGG, NORTH CAROLINA
SOF GROUP HEADQUARTERS
PN: 67457 FY21

PARTIAL SIGNAGE PLAN - FIRST FLOOR

SHEET ID
A-183

A A-183-

RTA SUBMITTAL

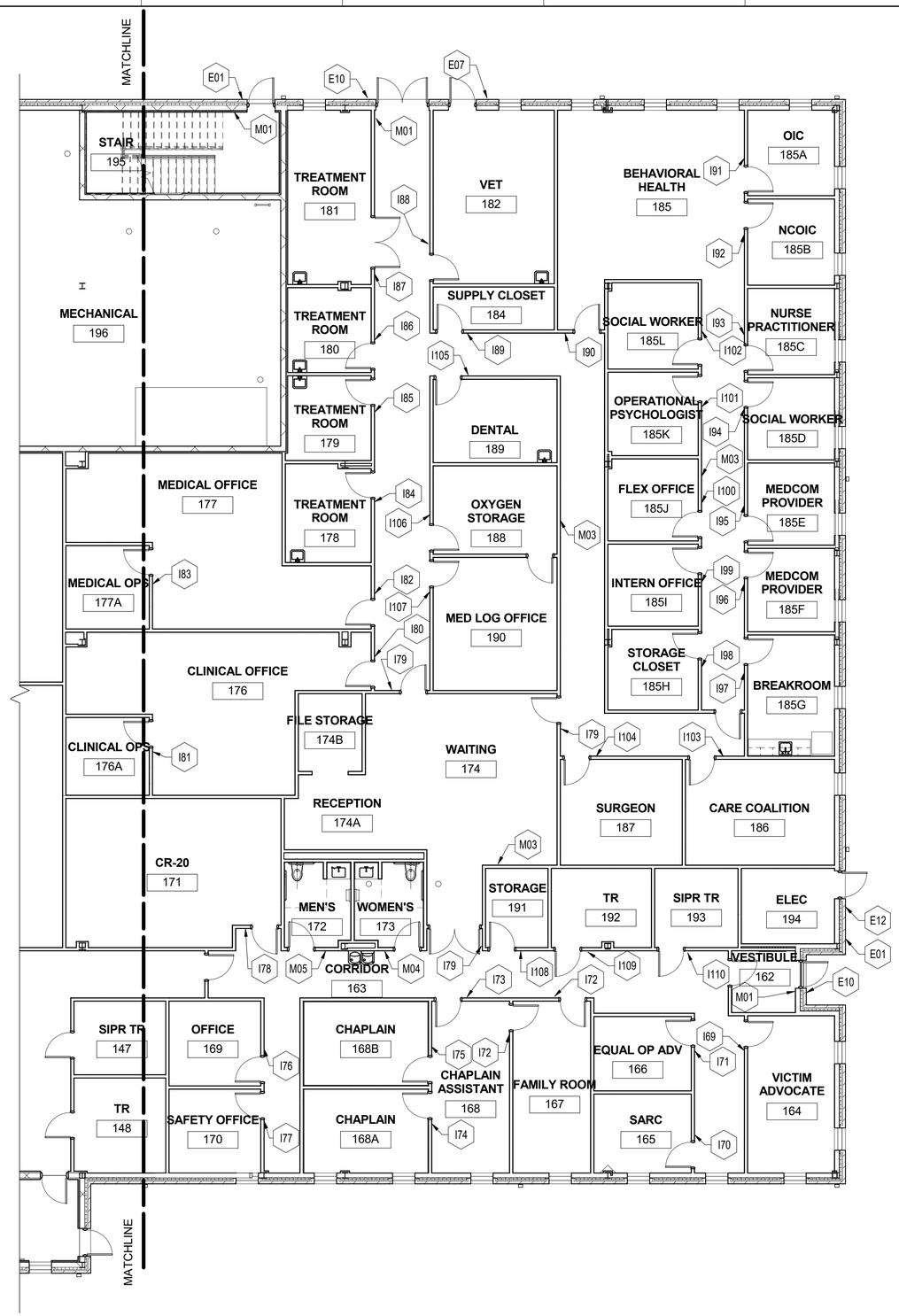


## PARTIAL SIGNAGE PLAN-FIRST FLOOR

SCALE: 1/8" = 1'-0"

## SIGNAGE PLAN NOTES

1. SIGN NUMBER INDICATED WITH -
2. REFER TO SHEETS A-620 THROUGH A-623 FOR SIGNAGE SCHEDULE AND SIGNAGE DETAILS.

## SIGNAGE PLAN LEGEND

- I01 INTERIOR SIGNAGE
- E01 EXTERIOR SIGNAGE
- D01 DIRECTIONAL SIGNAGE
- M01 MISCELLANEOUS SIGNAGE

KEY PLAN

8' 4' 0 8' 16' 24'

GRAPHIC SCALE: 1/8" = 1'-0"

MICHELLE N. BARNETT REGISTERED No. 2206 COMMONWEALTH OF KENTUCKY ARCHITECT

6-10-20

US Army Corps of Engineers ®

| MARK | DESCRIPTION | DATE |
|---|---|---|

DESIGN BY: E. WILSON
DRAWN BY: K. JONES
CHECKED BY: A. MCCOY
SUBMITTED BY: W. FOY
SIZE: ANSI D
ISSUE DATE: JUNE 2020
SOLICITATION NO.: W912PM21R0001
CONTRACT NO.:
CATEGORY CODE: 14182
FILE NAME: FTB-SHQ-A-184.dwg

US ARMY CORPS OF ENGINEERS
WILMINGTON DISTRICT
69 DARLINGTON AVENUE
WILMINGTON, NORTH CAROLINA

Mason&Hanger
A Day & Zimmermann Company

FORT BRAGG, NORTH CAROLINA
SOF GROUP HEADQUARTERS
PN: 87437 FY21

PARTIAL SIGNAGE PLAN - FIRST FLOOR

SHEET ID
A-184

RTA SUBMITTAL

A A-184-

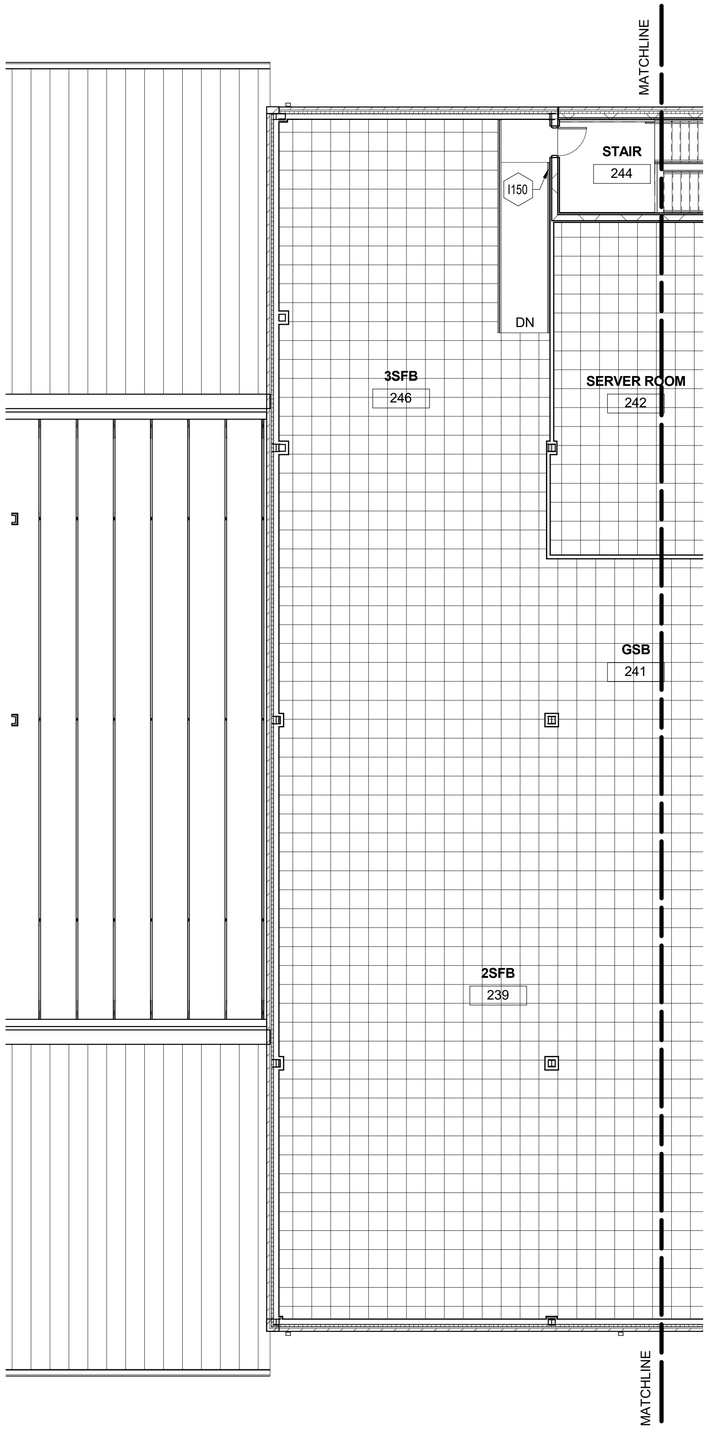


## PARTIAL SIGNAGE PLAN-SECOND FLOOR

SCALE: 1/8" = 1'-0"

## SIGNAGE PLAN NOTES

1. SIGN NUMBER INDICATED WITH -
2. REFER TO SHEETS A-620 THROUGH A-623 FOR SIGNAGE SCHEDULE AND SIGNAGE DETAILS.

## SIGNAGE PLAN LEGEND

- I01 INTERIOR SIGNAGE
- E01 EXTERIOR SIGNAGE
- D01 DIRECTIONAL SIGNAGE
- M01 MISCELLANEOUS SIGNAGE

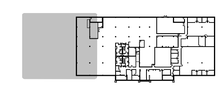

KEY PLAN

N

8' 4' 0 8' 16' 24'

GRAPHIC SCALE: 1/8" = 1'-0"

MICHELLE N. BARNETT REGISTERED No. 2206 COMMONWEALTH OF KENTUCKY ARCHITECT

6-10-20

US Army Corps of Engineers ®

| MARK | DESCRIPTION | DATE |
|---|---|---|

DESIGN BY: E. WILSON
DRAWN BY: K. JONES
CHECKED BY: A. MCCOY
SUBMITTED BY: W. FOY
SIZE: ANSI D
FILE NAME: FTB-SHQ-A-191.dwg
ISSUE DATE: JUNE 2020
SOLICITATION NO.: W912PM21R0001
CONTRACT NO.:
CATEGORY CODE: 14182

US ARMY CORPS OF ENGINEERS
WILMINGTON DISTRICT
69 DARLINGTON AVENUE
WILMINGTON, NORTH CAROLINA

Mason&Hanger
A Day & Zimmermann Company

FORT BRAGG, NORTH CAROLINA
SOF GROUP HEADQUARTERS
PN: 87437 FY21

PARTIAL SIGNAGE PLAN - SECOND FLOOR

SHEET ID
A-191

RTA SUBMITTAL

A A-191-

## SIGNAGE PLAN NOTES

1. SIGN NUMBER INDICATED WITH -
2. REFER TO SHEETS A-620 THROUGH A-623 FOR SIGNAGE SCHEDULE AND SIGNAGE DETAILS.

## SIGNAGE PLAN LEGEND

- I01 INTERIOR SIGNAGE
- E01 EXTERIOR SIGNAGE
- D01 DIRECTIONAL SIGNAGE
- M01 MISCELLANEOUS SIGNAGE




## PARTIAL SIGNAGE PLAN-SECOND FLOOR

SCALE: 1/8" = 1'-0"

KEY PLAN

N

8' 4' 0 8' 16' 24'

GRAPHIC SCALE: 1/8" = 1'-0"

MICHELLE N. BARNETT REGISTERED No. 2009 COMMONWEALTH OF KENTUCKY ARCHITECT

6-9-20

US Army Corps of Engineers ®

| MARK | DESCRIPTION | DATE |
|---|---|---|

DESIGN BY: E. WILSON
DRAWN BY: K. JONES
CHECKED BY: A. MCCOY
SUBMITTED BY: W. COY
SIZE: ANSI D
ISSUE DATE: JUNE 2020
SOLICITATION NO.: W912PN21R0001
CONTRACT NO.:
CATEGORY CODE: 144162
FILE NAME: FTB-SHQ-A-192.dwg

US ARMY CORPS OF ENGINEERS
WILMINGTON DISTRICT
69 DARGAN PLACE
WILMINGTON, NORTH CAROLINA

Mason&Hanger
A Day & Zimmermann Company

FORT BRAGG, NORTH CAROLINA
SOF GROUP HEADQUARTERS
PN: 87437 FY21

PARTIAL SIGNAGE PLAN - SECOND FLOOR

SHEET ID
A-192

A A-192-

RTA SUBMITTAL

## SIGNAGE PLAN NOTES

1. SIGN NUMBER INDICATED WITH -
2. REFER TO SHEETS A-620 THROUGH A-623 FOR SIGNAGE SCHEDULE AND SIGNAGE DETAILS.

## SIGNAGE PLAN LEGEND

- I01 INTERIOR SIGNAGE
- E01 EXTERIOR SIGNAGE
- D01 DIRECTIONAL SIGNAGE
- M01 MISCELLANEOUS SIGNAGE

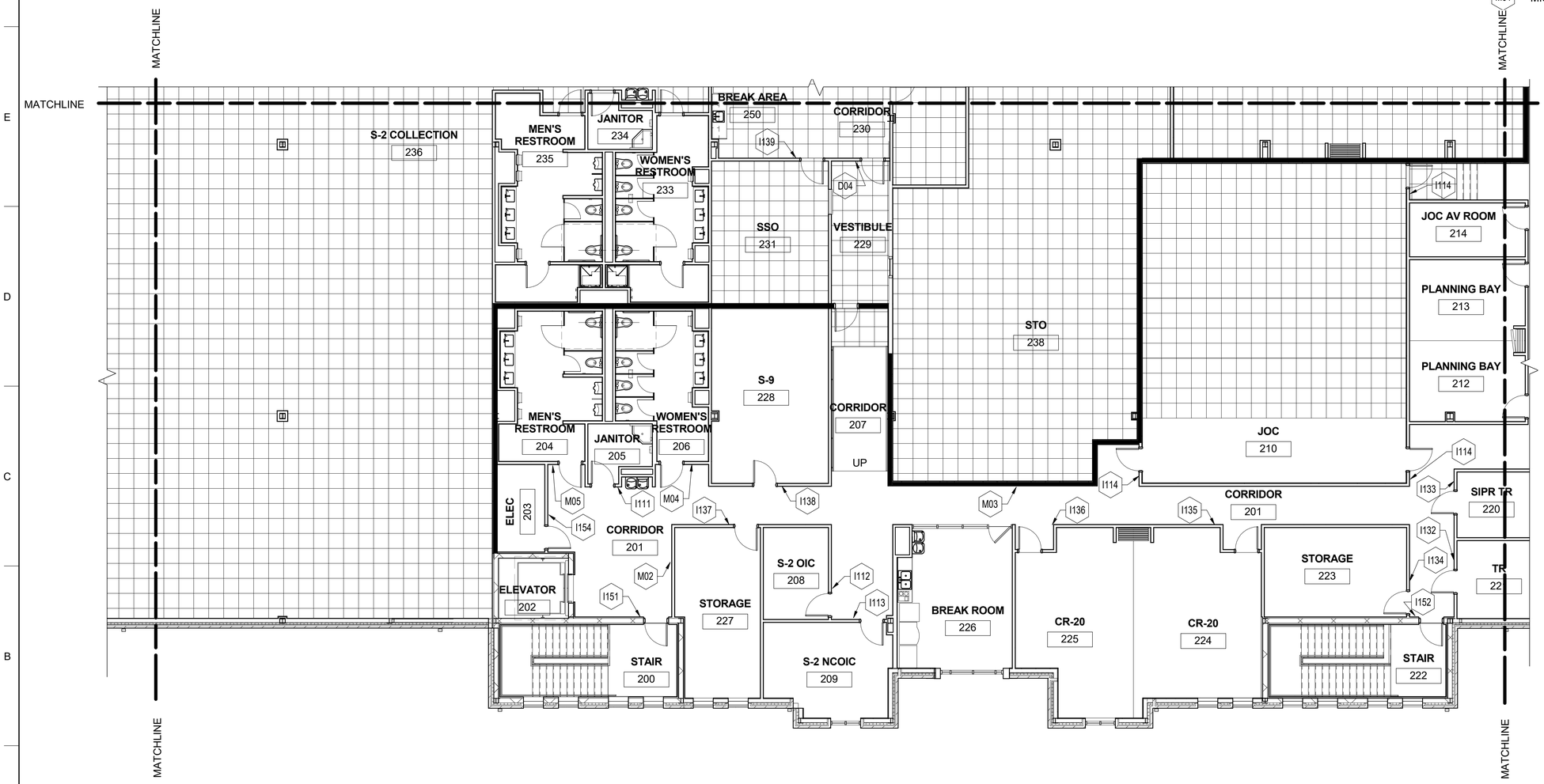


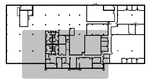

KEY PLAN

## PARTIAL SIGNAGE PLAN-SECOND FLOOR

SCALE: 1/8" = 1'-0"

8' 4' 0 8' 16' 24'

GRAPHIC SCALE: 1/8" = 1'-0"

N

MICHELLE N. BARNETT
REGISTERED
No. 2206
COMMONWEALTH OF KENTUCKY
ARCHITECT
6-10-20

US Army Corps of Engineers ®

| MARK | DESCRIPTION | DATE |
|---|---|---|

DESIGN BY: E. WILSON
DRAWN BY: K. JONES
CHECKED BY: A. MCCOY
SUBMITTED BY: W. FOY
SIZE: ANSI D
ISSUE DATE: JUNE 2020
SOLICITATION NO.: W912PM21R0001
CONTRACT NO.:
CATEGORY CODE: 14182
FILE NAME: FTB-SHQ-A-193.dwg

US ARMY CORPS OF ENGINEERS
WILMINGTON DISTRICT
69 DARLINGTON AVENUE
WILMINGTON, NORTH CAROLINA

Mason&Hanger
A Day & Zimmermann Company

FORT BRAGG, NORTH CAROLINA
SOF GROUP HEADQUARTERS
PN: 87437 FY21

PARTIAL SIGNAGE PLAN - SECOND FLOOR

SHEET ID
A-193

RTA SUBMITTAL

A A-193-

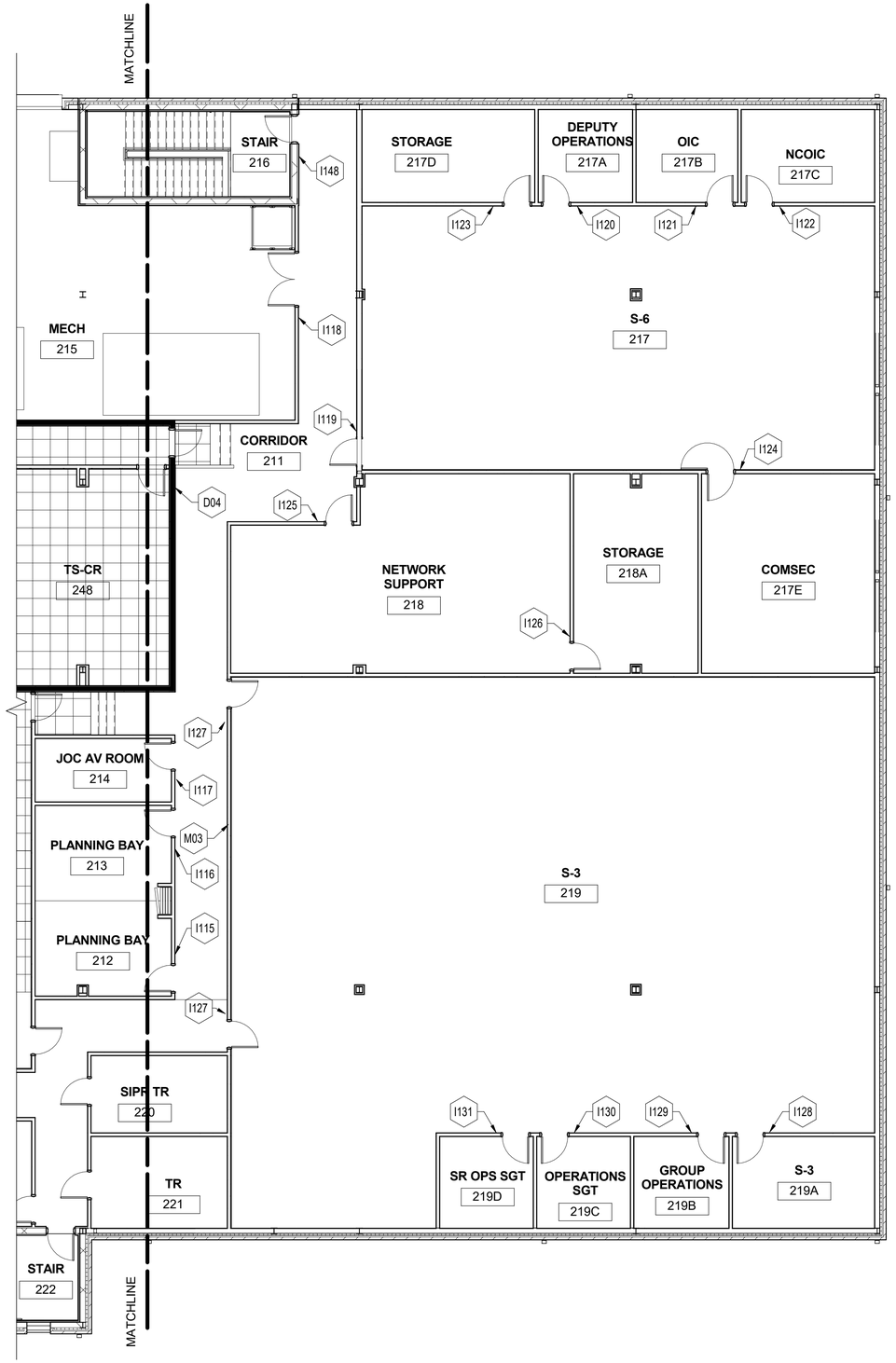


## PARTIAL SIGNAGE PLAN-SECOND FLOOR

SCALE: 1/8" = 1'-0"

## SIGNAGE PLAN NOTES

1. SIGN NUMBER INDICATED WITH (-)
2. REFER TO SHEETS A-620 THROUGH A-623 FOR SIGNAGE SCHEDULE AND SIGNAGE DETAILS.

## SIGNAGE PLAN LEGEND

- I01 INTERIOR SIGNAGE
- E01 EXTERIOR SIGNAGE
- D01 DIRECTIONAL SIGNAGE
- M01 MISCELLANEOUS SIGNAGE

KEY PLAN

N

8' 4' 0 8' 16' 24'

GRAPHIC SCALE: 1/8" = 1'-0"

MICHELLE N. BARNETT REGISTERED No. 10 COMMONWEALTH OF KENTUCKY ARCHITECT

6-10-20

US Army Corps of Engineers ®

| MARK | DESCRIPTION | DATE |
|---|---|---|

DESIGN BY: E. WILSON
DRAWN BY: K. JONES
CHECKED BY: A. MCCOY
SUBMITTED BY: W. COY
SIZE: ANSI D
ISSUE DATE: JUNE 2020
SOLICITATION NO.: W912PN21R0001
CONTRACT NO.:
CATEGORY CODE: 144162
FILE NAME: FTB-SHQ-A-194.dwg

US ARMY CORPS OF ENGINEERS
WILMINGTON DISTRICT
69 DARGAN PLACE AVENUE
WILMINGTON, NORTH CAROLINA

Mason&Hanger
A Day & Zimmermann Company

FORT BRAGG, NORTH CAROLINA
SOF GROUP HEADQUARTERS
PN: 81437 FY21

PARTIAL SIGNAGE PLAN - SECOND FLOOR

SHEET ID
A-194

A A-194-

RTA SUBMITTAL

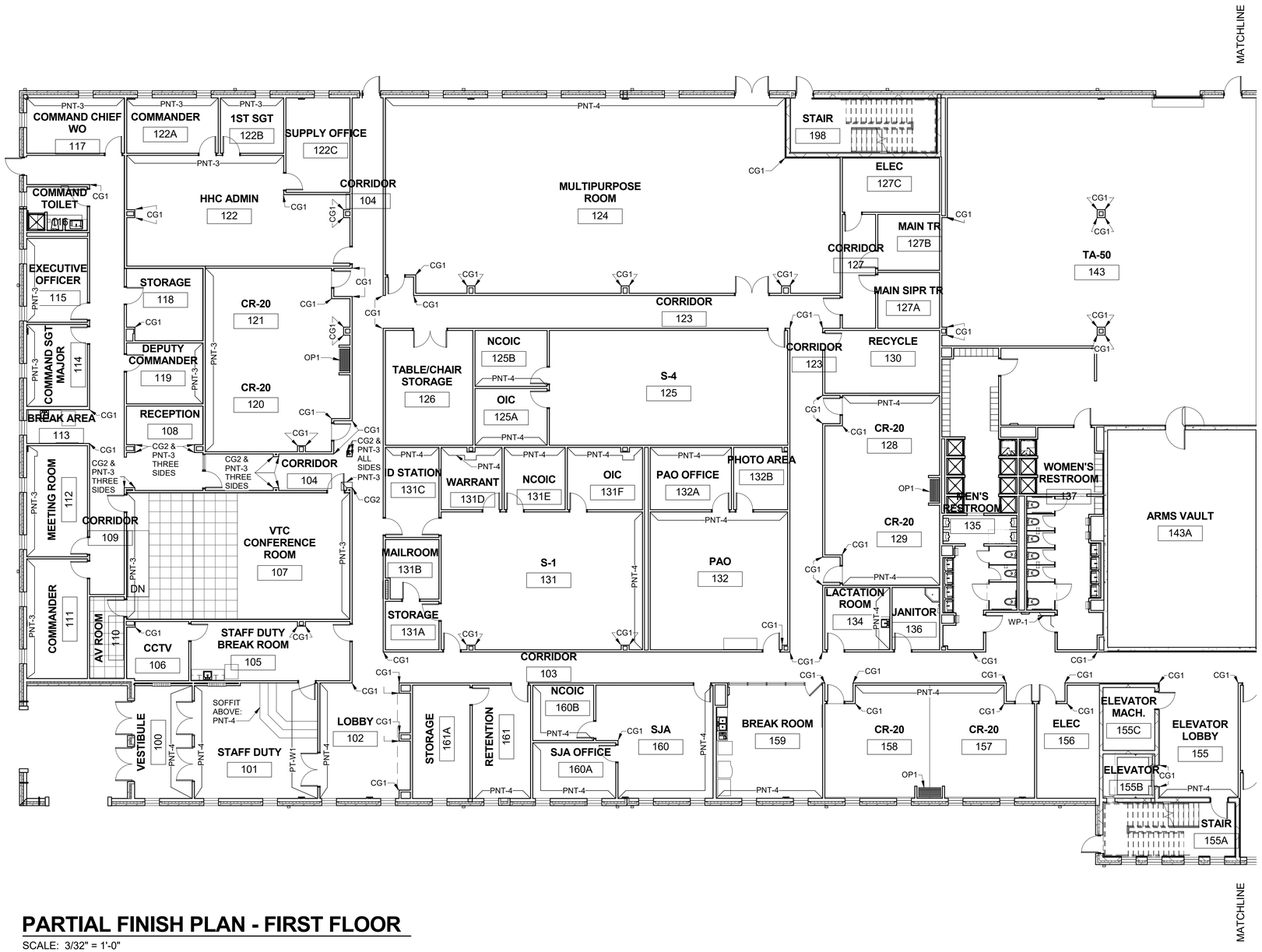


## PARTIAL FINISH PLAN - FIRST FLOOR

SCALE: 3/32" = 1'-0"

## FINISH PLAN NOTES

1. REFER TO SHEETS A-610 THROUGH A-612 FOR FINISH SCHEDULE AND FINISH KEYS.
2. REFER TO FINISH SCHEDULE FOR WALLS NOT NOTED.
3. METAL DOOR AND FRAMES SHALL BE PNT-6.
4. FINISHES SPECIFIED WITH PLAN NORTH.

## WALL FINISH LEGEND

| | |
|---|---|
| PNT-2 | PAINT, FIELD |
| PNT-3 | PAINT, ACCENT |
| PNT-4 | PAINT, ACCENT |
| WP-1 | WALL PROTECTION - WALL PANEL |
| CG-1 | CORNER GUARD, RESILIENT (COORDINATE WITH PNT-2) |
| CG-2 | CORNER GUARD, RESILIENT (COORDINATE WITH PNT-3) |
| OP-1 | OPERABLE PARTITION |
| PT-W1 | PORCELAIN TILE, ACCENT WALL AND COLUMNS |

KEY PLAN

8' 4' 0 8' 16' 24' 32'

GRAPHIC SCALE: 3/32" = 1'-0"

MICHELLE N. BARNETT REGISTERED No. 2206 COMMONWEALTH OF KENTUCKY ARCHITECT

6-10-20

US Army Corps of Engineers ®

| MARK | DESCRIPTION | DATE |
|---|---|---|

ISSUE DATE: JUNE 2020
SOLICITATION NO.: W912PM21R0001
CONTRACT NO.:
CATEGORY CODE: 14182
FILE NAME: FTB-SHQ-A-461.dwg

DESIGN BY: E. WILSON
DRAWN BY: K. JONES
CHECKED BY: A. MCCOY
SUBMITTED BY: W. FOY
SIZE: ANSI D

US ARMY CORPS OF ENGINEERS
WILMINGTON DISTRICT
69 DARLINGTON AVENUE
WILMINGTON, NORTH CAROLINA

Mason&Hanger
A Day & Zimmermann Company

FORT BRAGG, NORTH CAROLINA
SOF GROUP HEADQUARTERS
PN: 87437 FY21

PARTIAL FINISH PLAN - FIRST FLOOR

SHEET ID
A-461

RTA SUBMITTAL

A A-461-

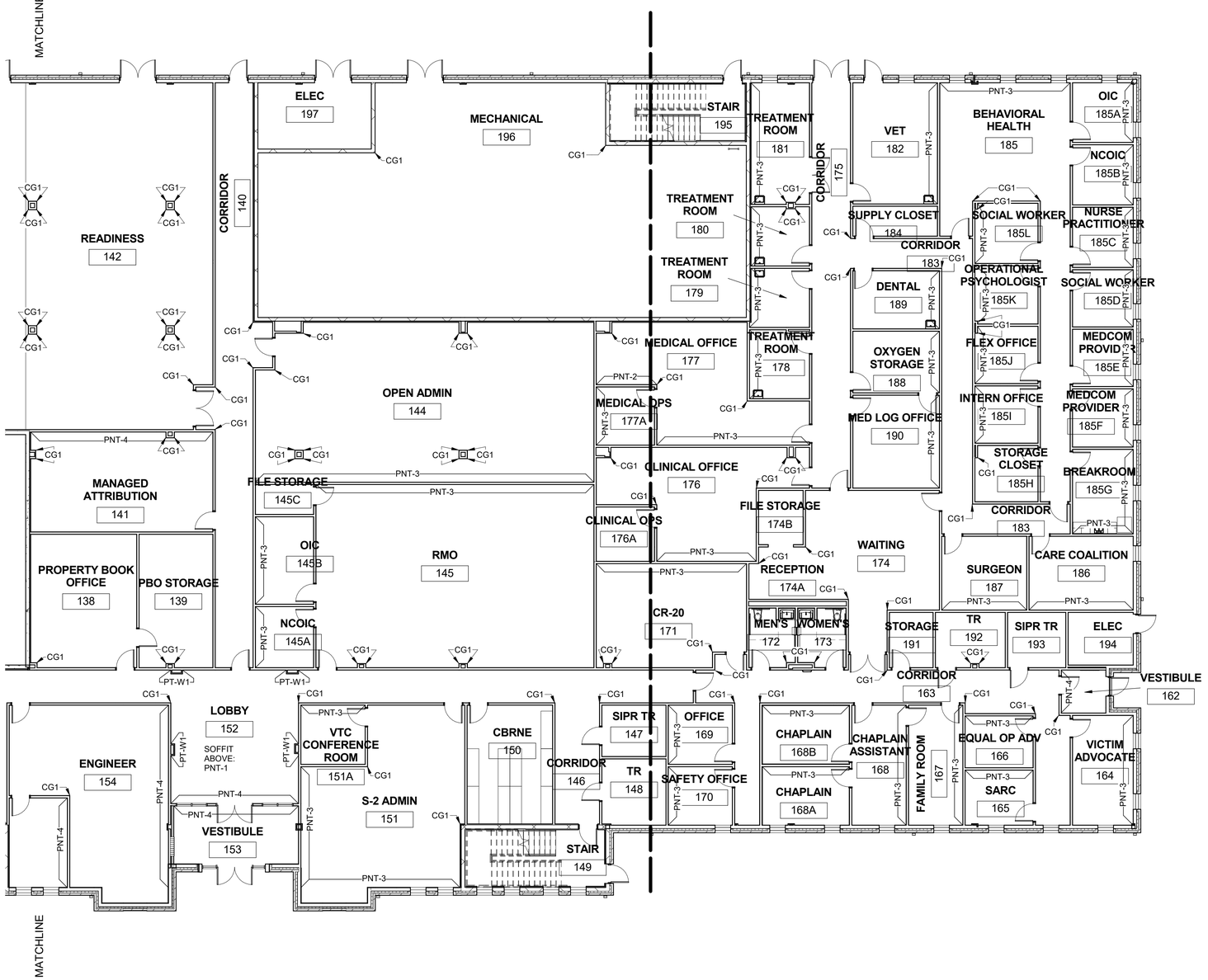


## PARTIAL FINISH PLAN - FIRST FLOOR

SCALE: 3/32" = 1'-0"

## FINISH PLAN NOTES

1. REFER TO SHEETS A-610 THROUGH A-612 FOR FINISH SCHEDULE AND FINISH KEYS.
2. REFER TO FINISH SCHEDULE FOR WALLS NOT NOTED.
3. METAL DOOR AND FRAMES SHALL BE PNT-6.
4. FINISHES SPECIFIED WITH PLAN NORTH.

## WALL FINISH LEGEND

PNT-2 PAINT, FIELD
PNT-3 PAINT, ACCENT
PNT-4 PAINT, ACCENT

WP-1 WALL PROTECTION - WALL PANEL

CG-1 CORNER GUARD, RESILIENT (COORDINATE WITH PNT-2)
CG-2 CORNER GUARD, RESILIENT (COORDINATE WITH PNT-3)

OP-1 OPERABLE PARTITION

PT-W1 PORCELAIN TILE, ACCENT WALL AND COLUMNS

KEY PLAN

8' 4' 0 8' 16' 24' 32'

GRAPHIC SCALE: 3/32" = 1'-0"

MICHELLE N. BARNETT REGISTERED No. 2206 COMMONWEALTH OF KENTUCKY ARCHITECT

6-10-20

US Army Corps of Engineers ®

| MARK | DESCRIPTION | DATE |
|---|---|---|

DESIGN BY: E. WILSON
DRAWN BY: K. JONES
CHECKED BY: A. MCCOY
SUBMITTED BY: W. FOY
SIZE: ANSI D
ISSUE DATE: JUNE 2020
SOLICITATION NO.: W912PM21R0001
CONTRACT NO.:
CATEGORY CODE: 14182
FILE NAME: FTB-SHQ-A-462.dwg

US ARMY CORPS OF ENGINEERS
WILMINGTON DISTRICT
69 DARLINGTON AVENUE
WILMINGTON, NORTH CAROLINA

Mason&Hanger
A Day & Zimmermann Company

FORT BRAGG, NORTH CAROLINA
SOF GROUP HEADQUARTERS
PN: 87437 FY21

PARTIAL FINISH PLAN - FIRST FLOOR

SHEET ID
A-462

RTA SUBMITTAL

A A-462-

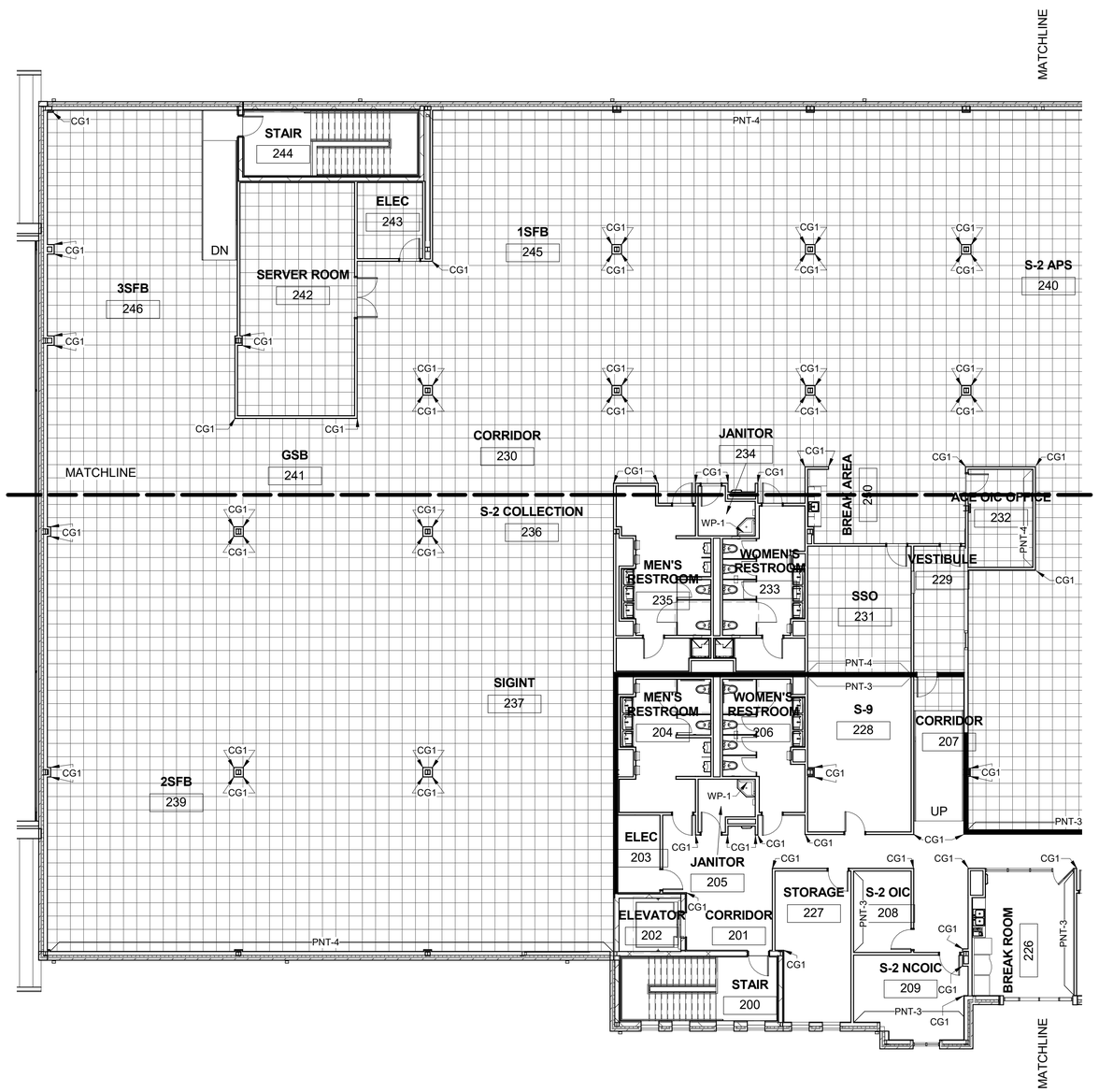


# PARTIAL FINISH PLAN-SECOND FLOOR

SCALE: 3/32" = 1'-0"

## FINISH PLAN NOTES

1. REFER TO SHEETS A-610 THROUGH A-612 FOR FINISH SCHEDULE AND FINISH KEYS.
2. REFER TO FINISH SCHEDULE FOR WALLS NOT NOTED.
3. METAL DOOR AND FRAMES SHALL BE PNT-6.
4. FINISHES SPECIFIED WITH PLAN NORTH.

## WALL FINISH LEGEND

| | |
|---|---|
| PNT-2 | PAINT, FIELD |
| PNT-3 | PAINT, ACCENT |
| PNT-4 | PAINT, ACCENT |
| WP-1 | WALL PROTECTION - WALL PANEL |
| CG-1 | CORNER GUARD, RESILIENT (COORDINATE WITH PNT-2) |
| CG-2 | CORNER GUARD, RESILIENT (COORDINATE WITH PNT-3) |
| OP-1 | OPERABLE PARTITION |
| PT-W1 | PORCELAIN TILE, ACCENT WALL AND COLUMNS |

KEY PLAN

N

16' 8' 0 16' 32' 48'

GRAPHIC SCALE: 1/16" = 1'-0"

MICHELLE N. BARNETT REGISTERED No. 10 COMMONWEALTH OF KENTUCKY ARCHITECT

6-10-20

US Army Corps of Engineers ®

| MARK | DESCRIPTION | DATE |
|---|---|---|
| | | |

DESIGN BY: E. WILSON
DRAWN BY: K. JONES
CHECKED BY: A. MCCOY
SUBMITTED BY: W. FIT
SIZE: ANSI D
ISSUE DATE: JUNE 2020
SOLICITATION NO.: W912PN21R0001
CONTRACT NO.:
CATEGORY CODE: 144192
FILE NAME: FTB-SHQ-A-471.dwg

US ARMY CORPS OF ENGINEERS
WILMINGTON DISTRICT
69 DARLINGTON AVENUE
WILMINGTON, NORTH CAROLINA

Mason&Hanger
A Day & Zimmermann Company

FORT BRAGG, NORTH CAROLINA
SOF GROUP HEADQUARTERS
PN: 81437 FY21

PARTIAL FINISH PLAN - SECOND FLOOR

SHEET ID

A-471

A A-471-

RTA SUBMITTAL

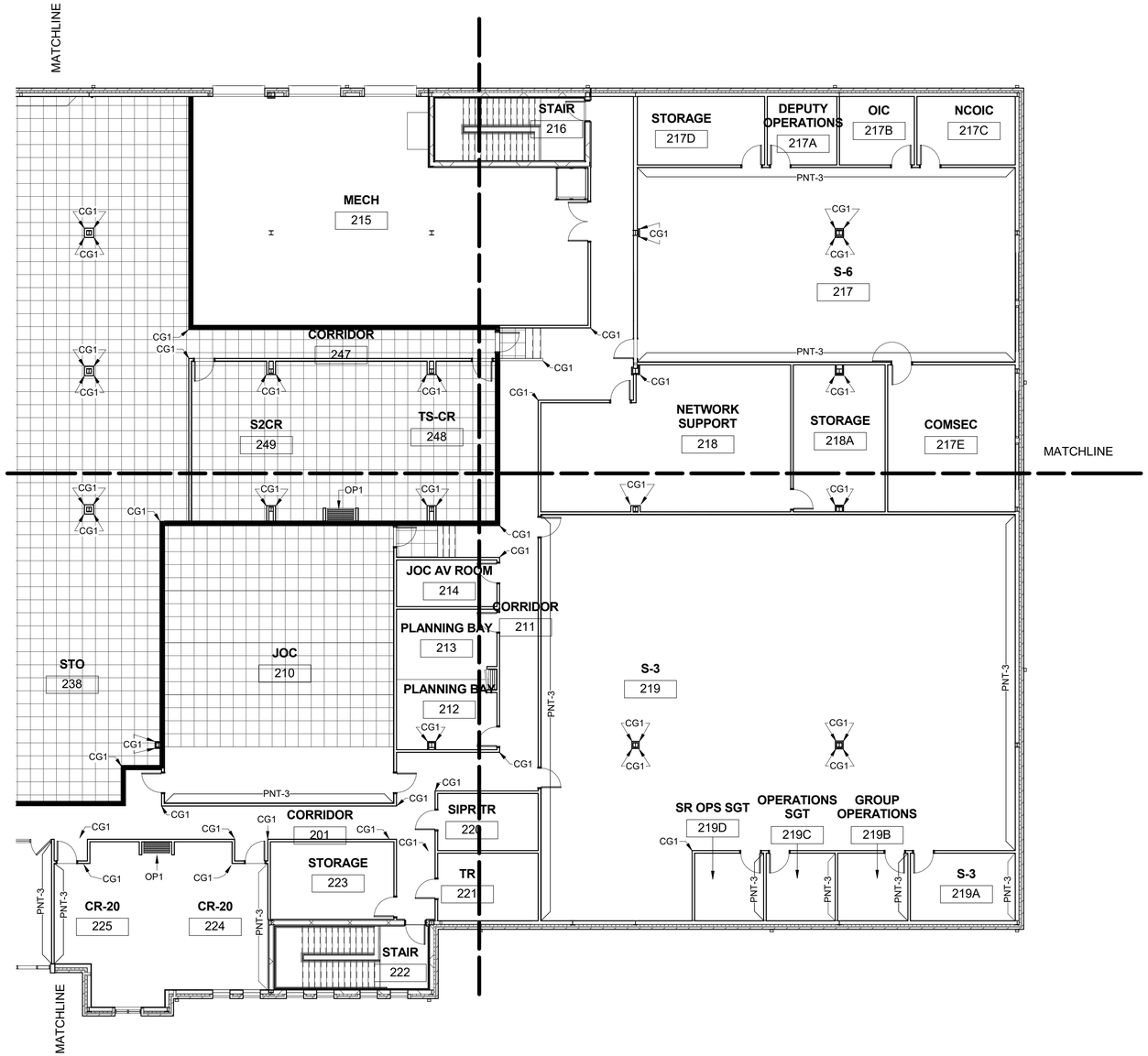


## PARTIAL FINISH PLAN - SECOND FLOOR

SCALE: 3/32" = 1'-0"

## FINISH PLAN NOTES

1. REFER TO SHEETS A-610 THROUGH A-612 FOR FINISH SCHEDULE AND FINISH KEYS.
2. REFER TO FINISH SCHEDULE FOR WALLS NOT NOTED.
3. METAL DOOR AND FRAMES SHALL BE PNT-6.
4. FINISHES SPECIFIED WITH PLAN NORTH.

## WALL FINISH LEGEND

| | |
|---|---|
| PNT-2 | PAINT, FIELD |
| PNT-3 | PAINT, ACCENT |
| PNT-4 | PAINT, ACCENT |
| WP-1 | WALL PROTECTION - WALL PANEL |
| CG-1 | CORNER GUARD, RESILIENT (COORDINATE WITH PNT-2) |
| CG-2 | CORNER GUARD, RESILIENT (COORDINATE WITH PNT-3) |
| OP-1 | OPERABLE PARTITION |
| PT-W1 | PORCELAIN TILE, ACCENT WALL AND COLUMNS |

KEY PLAN

8' 4' 0 8' 16' 24' 32'

GRAPHIC SCALE: 3/32" = 1'-0"

MICHELLE N. BARNETT REGISTERED No. 2206 COMMONWEALTH OF KENTUCKY ARCHITECT

6-10-20

US Army Corps of Engineers ®

| MARK | DESCRIPTION | DATE |
|---|---|---|

DESIGN BY: E. WILSON
DRAWN BY: K. JONES
CHECKED BY: A. MCCOY
SUBMITTED BY: W. FOY
SIZE: ANSI D
ISSUE DATE: JUNE 2020
SOLICITATION NO.: W912PM21R0001
CONTRACT NO.:
CATEGORY CODE: 14182
FILE NAME: FTB-SHQ-A-472.dwg

US ARMY CORPS OF ENGINEERS
WILMINGTON DISTRICT
69 DARLINGTON AVENUE
WILMINGTON, NORTH CAROLINA

Mason&Hanger
A Day & Zimmermann Company

FORT BRAGG, NORTH CAROLINA
SOF GROUP HEADQUARTERS
PN: 87437 FY21

PARTIAL FINISH PLAN - SECOND FLOOR

SHEET ID
A-472

RTA SUBMITTAL

A A-472-

## FLOOR PATTERN NOTES

1. REFER TO SHEETS A-610 THROUGH A-612 FOR FINISH SCHEDULE AND FINISH KEYS.
2. REFER TO FINISH SCHEDULE FOR FLOORING NOT NOTED.
3. PROPOSED STARTING POINT OF INSTALLATION SHOWN. FIELD VERIFY DIMENSIONS PRIOR TO FLOORING INSTALLATION.

## FLOOR FINISH LEGEND

- LVT-1: FIELD, 18' X 36"
- LVT-2: ACCENT, 18" X 36"
- RAF: RAISED ACCESS FLOOR (REFER TO FINISH KEY)
- SEM-1: SURFACE MOUNTED ENTRY MAT
- PT-F2: PORCELAIN TILE FLOOR, 4"X8"
- PT-F3: PORCELAIN TILE FLOOR, 4"X8"

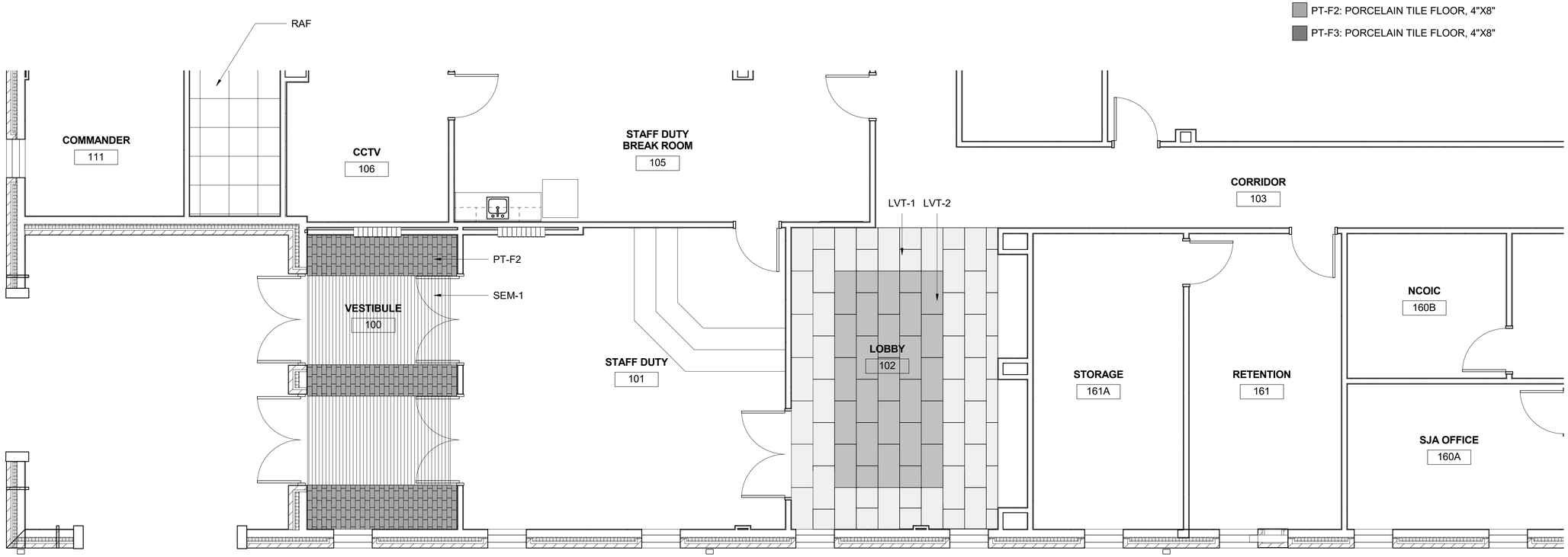


## ENLARGED FLOOR PATTERN PLAN

SCALE: 1/4" = 1'-0"

N

4' 2' 0 4' 8' 12'

GRAPHIC SCALE: 1/4" = 1'-0"

MICHELLE N. BARNETT
REGISTERED
No.
COMMONWEALTH OF KENTUCKY
ARCHITECT
6-10-20

US Army Corps of Engineers ®

| MARK | DESCRIPTION | DATE |
|---|---|---|

ISSUE DATE: JUNE 2020
SOLICITATION NO.: W912PN21R0001
CONTRACT NO.:
CATEGORY CODE: 144192
FILE NAME: FTB-SHQ-A-481.dwg

DESIGN BY: E. WILSON
DRAWN BY: K. JONES
CHECKED BY: A. MCCOY
SUBMITTED BY: W. COY
SIZE: ANSI D

US ARMY CORPS OF ENGINEERS
WILMINGTON DISTRICT
69 DARGAN STREET
WILMINGTON, NORTH CAROLINA

Mason&Hanger
A Day & Zimmermann Company

FORT BRAGG, NORTH CAROLINA
SOF GROUP HEADQUARTERS
PN: 87437 FY21

ENLARGED FLOOR PATTERN PLAN

SHEET ID
A-481

A A-481-

RTA SUBMITTAL

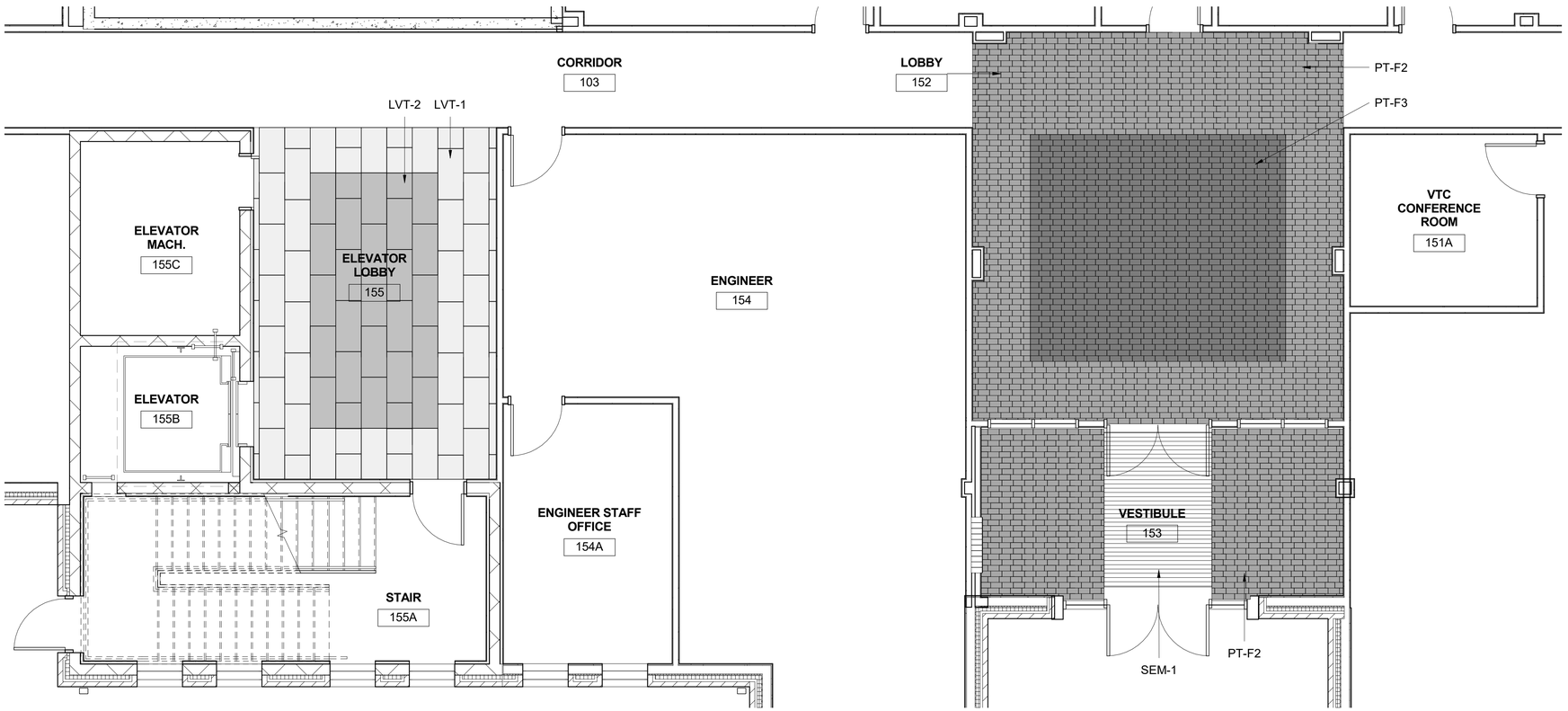


## ENLARGED FLOOR PATTERN PLAN

SCALE: 1/4" = 1'-0"

## FLOOR PATTERN NOTES

1. REFER TO SHEETS A-610 THROUGH A-612 FOR FINISH SCHEDULE AND FINISH KEYS.
2. REFER TO FINISH SCHEDULE FOR FLOORING NOT NOTED.
3. PROPOSED STARTING POINT OF INSTALLATION SHOWN. FIELD VERIFY DIMENSIONS PRIOR TO FLOORING INSTALLATION.

## FLOOR FINISH LEGEND

- LVT-1: FIELD, 18' X 36"
- LVT-2: ACCENT, 18" X 36"
- RAF: RAISED ACCESS FLOOR (REFER TO FINISH KEY)
- SEM-1: SURFACE MOUNTED ENTRY MAT
- PT-F2: PORCELAIN TILE FLOOR, 4"X8"
- PT-F3: PORCELAIN TILE FLOOR, 4"X8"

4' 2' 0 4' 8' 12'

GRAPHIC SCALE: 1/4" = 1'-0"

N

MICHELLE N. BARNETT REGISTERED No. 2206 COMMONWEALTH OF KENTUCKY ARCHITECT

6-10-20

US Army Corps of Engineers ®

| MARK | DESCRIPTION | DATE |
|---|---|---|

DESIGN BY: E. WILSON
DRAWN BY: K. JONES
CHECKED BY: A. MCCOY
SUBMITTED BY: W. FOY
SIZE: ANSI D
ISSUE DATE: JUNE 2020
SOLICITATION NO.: W912PM21R0001
CONTRACT NO.:
CATEGORY CODE: 14182
FILE NAME: FTB-SHQ-A-482.dwg

US ARMY CORPS OF ENGINEERS
WILMINGTON DISTRICT
69 DARLINGTON AVENUE
WILMINGTON, NORTH CAROLINA

Mason&Hanger
A Day & Zimmermann Company

FORT BRAGG, NORTH CAROLINA
SOF GROUP HEADQUARTERS
PN: 87437 FY21

ENLARGED FLOOR PATTERN PLAN

SHEET ID
A-482

RTA SUBMITTAL

A A-482-

# FINISH SCHEDULE-FIRST FLOOR

| ROOM | | FLOOR | | WALL FINISH | | | | CEILING MATERIAL | CEILING HEIGHT | NOTES & REMARKS |
|---|---|---|---|---|---|---|---|---|---|---|
| NUMBER | NAME | MAT. | BASE | PLAN NORTH | PLAN EAST | PLAN SOUTH | PLAN WEST | | | |
| 100 | VESTIBULE | SEM-1 / PT-F2 | PT-B2 | PNT-2 | PNT-4 | PNT-2 | PNT-2 | ACT | 10' - 0" | |
| 101 | STAFF DUTY | PT-F2 | PT-B2 | PNT-2 | PT-W1 | PNT-2 | PNT-4 | ACT | 10' - 0" | SOFFIT ABOVE RECEPTION: PNT 4 |
| 102 | LOBBY | LVT-1 / LVT-2 | RB-1 | PNT-2 | PNT-2 | PNT-2 | PNT-4 | ACT | 10' - 0" | |
| 103 | CORRIDOR | LVT-1 | RB-1 | PNT-2 | PNT-2 | PNT-2 | PNT-2 | ACT | 9' - 0" | COLUMNS: PT-W1 |
| 104 | CORRIDOR | LVT-1 | RB-1 | PNT-2 | PNT-2 | PNT-2 | PNT-2 | ACT | 9' - 0" | COLUMNS: PNT 3 |
| 105 | STAFF DUTY BREAK ROOM | LVT-1 | RB-1 | PNT-2 | PNT-2 | PNT-2 | PNT-2 | ACT | 9' - 0" | |
| 106 | CCTV | LVT-1 | RB-1 | PNT-2 | PNT-2 | PNT-2 | PNT-2 | ACT | 9' - 0" | |
| 107 | VTC CONFERENCE ROOM | CPT-1 / CPT3 | RB-1 | PNT-2 | PNT-3 | PNT-2 | PNT-3 | ACT | 10' - 0" | |
| 108 | RECEPTION | LVT-1 | RB-1 | PNT-3 | PNT-2 | PNT-2 | PNT-2 | ACT | 9' - 0" | COLUMNS: PNT 3 |
| 109 | CORRIDOR | LVT-1 | RB-1 | PNT-2 | PNT-2 | PNT-2 | PNT-2 | ACT | 9' - 0" | |
| 110 | AV ROOM | CPT-3 | RB-1 | PNT-2 | PNT-2 | PNT-2 | PNT-2 | ACT | 9' - 0" | |
| 111 | COMMANDER | CPT-1 / CPT-2 | RB-1 | PNT-2 | PNT-2 | PNT-2 | PNT-3 | ACT | 9' - 0" | |
| 112 | MEETING ROOM | CPT-1 / CPT-2 | RB-1 | PNT-2 | PNT-2 | PNT-2 | PNT-3 | ACT | 9' - 0" | |
| 113 | BREAK AREA | LVT-1 | RB-1 | PNT-2 | --- | PNT-2 | PNT-2 | ACT | 9' - 0" | |
| 114 | COMMAND SGT MAJOR | CPT-1 / CPT-2 | RB-1 | PNT-2 | PNT-2 | PNT-2 | PNT-3 | ACT | 9' - 0" | |
| 115 | EXECUTIVE OFFICER | CPT-1 / CPT-2 | RB-1 | PNT-2 | PNT-2 | PNT-2 | PNT-3 | ACT | 9' - 0" | |
| 116 | COMMAND TOILET | PT-F1 | PT-B1 | CT-W1 | CT-W1 | CT-W1 | CT-W1 | MRGWB | 9' - 0" | |
| 117 | COMMAND CHIEF WO | CPT-1 / CPT-2 | RB-1 | PNT-3 | PNT-2 | PNT-2 | PNT-2 | ACT | 9' - 0" | |
| 118 | STORAGE | CONC-1 | RB-1 | PNT-2 | PNT-2 | PNT-2 | PNT-2 | ACT | 9' - 0" | |
| 119 | DEPUTY COMMANDER | CPT-1 / CPT-2 | RB-1 | PNT-2 | PNT-3 | PNT-2 | PNT-2 | ACT | 9' - 0" | |
| 120 | CR-20 | CPT-1 | RB-1 | OP-1 | PNT-2 | PNT-2 | PNT-3 | ACT | 10' - 0" | |
| 121 | CR-20 | CPT-1 | RB-1 | PNT-2 | PNT-2 | OP-1 | PNT-3 | ACT | 10' - 0" | |
| 122 | HHC ADMIN | CPT-1 | RB-1 | PNT-3 | PNT-2 | PNT-2 | PNT-2 | ACT | 9' - 0" | |
| 122A | COMMANDER | CPT-1 | RB-1 | PNT-3 | PNT-2 | PNT-2 | PNT-2 | ACT | 9' - 0" | |
| 122B | 1ST SGT | CPT-1 | RB-1 | PNT-3 | PNT-2 | PNT-2 | PNT-2 | ACT | 9' - 0" | |
| 122C | SUPPLY OFFICE | CPT-1 | RB-1 | PNT-2 | PNT-2 | PNT-2 | PNT-2 | ACT | 9' - 0" | |
| 123 | CORRIDOR | LVT-1 | RB-1 | PNT-2 | PNT-2 | PNT-2 | PNT-2 | ACT | 9' - 0" | |
| 124 | MULTIPURPOSE ROOM | CPT-1 | RB-1 | PNT-4 | PNT-2 | PNT-2 | PNT-2 | ACT | 10' - 0" | |
| 125 | S-4 | CPT-1 | RB-1 | PNT-2 | PNT-2 | PNT-2 | PNT-2 | ACT | 9' - 0" | |
| 125A | OIC | CPT-1 | RB-1 | PNT-2 | PNT-2 | PNT-4 | PNT-2 | ACT | 9' - 0" | |
| 125B | NCOIC | CPT-1 | RB-1 | PNT-2 | PNT-2 | PNT-4 | PNT-2 | ACT | 9' - 0" | |
| 126 | TABLE/CHAIR STORAGE | LVT-1 | RB-1 | PNT-2 | PNT-2 | PNT-2 | PNT-2 | ACT | 9' - 0" | |
| 127 | CORRIDOR | CONC-1 | RB-1 | PNT-2 | PNT-2 | PNT-2 | PNT-2 | ACT | 9' - 0" | |
| 127A | MAIN SIPR TR | SDSVT-1 | RB-1 | PNT-2 | PNT-2 | PNT-2 | PNT-2 | GYP | 10' - 0" | |
| 127B | MAIN TR | SDSVT-1 | RB-1 | PNT-2 | PNT-2 | PNT-2 | PNT-2 | GYP | 10' - 0" | |
| 127C | ELEC | CONC-1 | RB-1 | PNT-2 | PNT-2 | PNT-2 | PNT-2 | --- | EXP | |
| 128 | CR-20 | CPT-1 | RB-1 | PNT-4 | PNT-2 | OP-1 | PNT-2 | ACT | 10' - 0" | |
| 129 | CR-20 | CPT-1 | RB-1 | OP-1 | PNT-2 | PNT-4 | PNT-2 | ACT | 10' - 0" | |
| 130 | RECYCLE | CONC-1 | RB-1 | PNT-2 | PNT-2 | PNT-2 | PNT-2 | ACT | 9' - 0" | |
| 131 | S-1 | CPT-1 | RB-1 | PNT-2 | PNT-4 | PNT-2 | PNT-2 | ACT | 9' - 0" | |
| 131A | STORAGE | CPT-1 | RB-1 | PNT-2 | PNT-2 | PNT-2 | PNT-2 | ACT | 9' - 0" | |
| 131B | MAILROOM | CPT-1 | RB-1 | PNT-2 | PNT-2 | PNT-2 | PNT-2 | ACT | 9' - 0" | |
| 131C | ID STATION | CPT-1 | RB-1 | PNT-4 | PNT-2 | PNT-2 | PNT-2 | ACT | 9' - 0" | |
| 131D | WARRANT | CPT-1 | RB-1 | PNT-4 | PNT-2 | PNT-2 | PNT-2 | ACT | 9' - 0" | |
| 131E | NCOIC | CPT-1 | RB-1 | PNT-4 | PNT-2 | PNT-2 | PNT-2 | ACT | 9' - 0" | |
| 131F | OIC | CPT-1 | RB-1 | PNT-4 | PNT-2 | PNT-2 | PNT-2 | ACT | 9' - 0" | |
| 132 | PAO | CPT-1 | RB-1 | PNT-4 | PNT-2 | PNT-2 | PNT-2 | ACT | 9' - 0" | |
| 132A | PAO OFFICE | CPT-1 | RB-1 | PNT-4 | PNT-2 | PNT-2 | PNT-2 | ACT | 9' - 0" | |
| 132B | PHOTO AREA | CPT-1 | RB-1 | PNT-2 | PNT-2 | PNT-2 | PNT-2 | ACT | 9' - 0" | |
| 133 | STORAGE | CONC-1 | RB-1 | PNT-2 | PNT-2 | PNT-2 | PNT-2 | ACT | 9' - 0" | |
| 134 | LACTATION ROOM | CPT-1 | RB-1 | PNT-2 | PNT-4 | PNT-2 | PNT-2 | ACT | 9' - 0" | |
| 135 | MEN'S RESTROOM | PT-F1 | PT-B1 | CT-W1 | CT-W1 | CT-W1 | CT-W1 | MRGWB | 9' - 0" | SHOWER PANS, "SP-1". REFER TO FINISH KEY |
| 136 | JANITOR | CONC-1 | RB-1 | PNT-2 / WP-1 | PNT-2 / WP-1 | PNT-2 | PNT-2 | MRGWB | 9' - 0" | |
| 137 | WOMEN'S RESTROOM | PT-F1 | PT-B1 | CT-W1 | CT-W1 | CT-W1 | CT-W1 | MRGWB | 9' - 0" | SHOWER PANS, "SP-1". REFER TO FINISH KEY |
| 138 | PROPERTY BOOK OFFICE | CPT-1 | RB-1 | PNT-2 | PNT-2 | PNT-2 | PNT-2 | GYP | 9' - 0" | |
| 139 | PBO STORAGE | CONC-1 | RB-1 | PNT-2 | PNT-2 | PNT-2 | PNT-2 | ACT | 9' 0" | |
| 140 | CORRIDOR | LVT-1 | RB-1 | PNT-2 | PNT-2 | PNT-2 | PNT-2 | ACT | 9' - 0" | |
| 141 | MANAGED ATTRIBUTION | CPT-1 | RB-1 | PNT-4 | PNT-2 | PNT-2 | PNT-2 | ACT | 9' - 0" | |
| 142 | READINESS | CONC-1 | RB-1 | PNT-2 | PNT-2 | PNT-2 | --- | --- | EXP | |
| 143 | TA-50 | CONC-1 / RSM-1 | RB-1 | PNT-2 | --- | PNT-2 | PNT-2 | --- | EXP | RSM-1 INSTALLED OVER SEALED CONCRETE |
| 143A | ARMS VAULT | CONC-1 | RB-1 | PNT-2 | PNT-2 | PNT-2 | PNT-2 | CONC | 9' - 4" | |
| 144 | OPEN ADMIN | CPT-1 | RB-1 | PNT-2 | PNT-2 | PNT-3 | PNT-2 | ACT | 9' - 0" | |
| 145 | RMO | CPT-1 | RB-1 | PNT-3 | PNT-2 | PNT-2 | PNT-2 | ACT | 9' - 0" | |
| 145A | NCOIC | CPT-1 | RB-1 | PNT-2 | PNT-2 | PNT-2 | PNT-3 | ACT | 9' - 0" | |
| 145B | OIC | CPT-1 | RB-1 | PNT-2 | PNT-2 | PNT-2 | PNT-3 | ACT | 9' - 0" | |
| 145C | FILE STORAGE | CPT-1 | RB-1 | PNT-2 | PNT-2 | PNT-2 | PNT-2 | ACT | 9' - 0" | |
| 146 | CORRIDOR | LVT-1 | RB-1 | PNT-2 | PNT-2 | PNT-2 | PNT-2 | ACT | 9' - 0" | |
| 147 | SIPR TR | SDSVT-1 | RB-1 | PNT-2 | PNT-2 | PNT-2 | PNT-2 | GYP | 10' - 0" | |
| 148 | TR | SDSVT-1 | RB-1 | PNT-2 | PNT-2 | PNT-2 | PNT-2 | GYP | 10' - 0" | |
| 149 | STAIR | RST-1 / RT-1 | RB-1 | PNT-2 | PNT-2 | PNT-2 | PNT-2 | GYP | 25' - 4" | |
| 150 | CBRNE | CONC-1 | RB-1 | PNT-2 | PNT-2 | PTN-2 | PNT-2 | ACT | 9' - 0" | |

## FINISH SCHEDULE NOTES

1. ALL FINISHES ARE SPECIFIED USING PLAN NORTH.
2. REFER TO SHEET A-611 AND A-612 FOR FINISH KEYS AND FINISH NOTES.
3. REFER TO SHEETS A-461 THROUGH A-472 FOR FINISH PLANS.
4. REFER TO SHEETS A-481 AND A-482 FOR FLOOR PATTERN PLANS.
5. REFER TO FINISH PLANS, A-461 THROUGH A-472, FOR ADDITIONAL CLARIFICATION ON FINISH LOCATIONS

MICHELLE N. BARNETT
REGISTERED
No. 4409
COMMONWEALTH OF KENTUCKY
ARCHITECT
6-9-20

US Army Corps of Engineers ®

| MARK | DESCRIPTION | DATE |
|---|---|---|

DESIGN BY: E. WILSON
DRAWN BY: K. JONES
CHECKED BY: A. MCCOY
SUBMITTED BY: W. FOY
SIZE: ANSI D
ISSUE DATE: JUNE 2020
SOLICITATION NO.: W912PN21R0001
CONTRACT NO.:
CATEGORY CODE: 144162
FILE NAME: FTB-SHQ-A-610.dwg

US ARMY CORPS OF ENGINEERS
WILMINGTON DISTRICT
69 DARGAN STREET
WILMINGTON, NORTH CAROLINA

Mason&Hanger
A Day & Zimmermann Company

FORT BRAGG, NORTH CAROLINA
SOF GROUP HEADQUARTERS
PN: 87437 FY21

FINISH SCHEDULE - FIRST FLOOR

SHEET ID
A-610

RTA SUBMITTAL

A A-610-

# FINISH SCHEDULE - FIRST FLOOR

| ROOM | | FLOOR | | WALL FINISH | | | | | | |
|---|---|---|---|---|---|---|---|---|---|---|
| NUMBER | NAME | MAT. | BASE | PLAN NORTH | PLAN EAST | PLAN SOUTH | PLAN WEST | CEILING MATERIAL | CEILING HEIGHT | NOTES & REMARKS |
| 151 | S-2 ADMIN | CPT-1 | RB-1 | PNT-2 | PNT-2 | PNT-3 | PNT-3 | ACT | 9' - 0" | |
| 151A | VTC CONFERENCE ROOM | CPT-1 | RB-1 | PNT3 | PNT-2 | PNT-2 | PNT-2 | ACT | 9' - 0" | |
| 152 | LOBBY | PT-F2 / PT-F3 | PT-B2 | --- | PNT-2 | PNT-4 | PNT-2 | ACT | 10' - 0" | COLUMNS: PT-W1 / SOFFIT: PNT1 |
| 153 | VESTIBULE | SEM-1 / PT-F2 | PT-B2 | PNT-4 | PNT-2 | PNT-2 | PNT-2 | ACT | 13' - 4" | |
| 154 | ENGINEER | CPT-1 | RB-1 | PNT-2 | PNT-4 | PNT-2 | PNT-2 | ACT | 9' - 0" | |
| 154A | ENGINEER STAFF OFFICE | CPT-1 | RB-1 | PNT-2 | PNT-4 | PNT-2 | PNT-2 | ACT | 9' - 0" | |
| 155 | ELEVATOR LOBBY | LVT-1 / LVT-2 | RB-1 | --- | PNT-2 | PNT-4 | PNT-2 | ACT | 10' - 0" | |
| 155A | STAIR | RST-1 / RT-1 | RB-1 | PNT-2 | PNT-2 | PNT-2 | PNT-2 | GYP | 25' - 4" | |
| 155B | ELEVATOR | LVT-1 | --- | LAM-2 | LAM-2 | LAM-2 | LAM-2 | --- | EXP | |
| 155C | ELEVATOR MACH. | CONC-1 | RB-1 | PNT-2 | PNT-2 | PNT-2 | PNT-2 | ACT | 9' - 0" | |
| 156 | ELEC | CONC-1 | RB-1 | PNT-2 | PNT-2 | PNT-2 | PNT-2 | --- | EXP | |
| 157 | CR-20 | CPT-1 | RB-1 | PNT-4 | PNT-2 | PNT-2 | OP-1 | ACT | 10' - 0" | |
| 158 | CR-20 | CPT-1 | RB-1 | PNT-4 | OP-1 | PNT-2 | PNT-2 | ACT | 10' - 0" | |
| 159 | BREAK ROOM | LVT-1 | RB-1 | --- | PNT-2 | PNT-4 | PNT-2 | ACT | 9' - 0" | |
| 160 | SJA | CPT-1 | RB-1 | PNT-2 | PNT-4 | PNT-4 | PNT-2 | ACT | 9' - 0" | |
| 160A | SJA OFFICE | CPT-1 | RB-1 | PNT-2 | PNT-2 | PNT-4 | PNT-4 | ACT | 9' - 0" | |
| 160B | NCOIC | CPT-1 | RB-1 | PNT-2 | PNT-2 | PNT-4 | PNT-4 | ACT | 9' - 0" | |
| 161 | RETENTION | CPT-1 | RB-1 | PNT-2 | PNT-2 | PNT-4 | PNT-2 | ACT | 9' - 0" | |
| 161A | STORAGE | CPT-1 | RB-1 | PNT-2 | PNT-2 | PNT-2 | PNT-2 | ACT | 9' - 0" | |
| 162 | VESTIBULE | SEM-1 | RB-1 | PNT-2 | PNT-2 | PNT-2 | PNT-4 | ACT | 9' - 0" | |
| 163 | CORRIDOR | LVT-1 | RB-1 | PNT-2 | PNT-2 | PNT-2 | PNT-2 | ACT | 9' - 0" | |
| 164 | VICTIM ADVOCATE | CPT-1 | RB-1 | PNT-2 | PNT-3 | PNT-2 | PNT-2 | ACT | 9' - 0" | |
| 165 | SARC | CPT-1 | RB-1 | PNT-3 | PNT-2 | PNT-2 | PNT-2 | ACT | 9' - 0" | |
| 166 | EQUAL OP ADV | CPT-1 | RB-1 | PNT-3 | PNT-2 | PNT-2 | PNT-2 | ACT | 9' - 0" | |
| 167 | FAMILY ROOM | CPT-1 | RB-1 | PNT-2 | PNT-3 | PNT-2 | PNT-2 | ACT | 9' - 0" | |
| 168 | CHAPLAIN ASSISTANT | CPT-1 | RB-1 | PNT-2 | PNT-3 | PNT-2 | PNT-2 | ACT | 9' - 0" | |
| 168A | CHAPLAIN | CPT-1 | RB-1 | PNT-3 | PNT-2 | PNT-2 | PNT-2 | ACT | 9' - 0" | |
| 168B | CHAPLAIN | CPT-1 | RB-1 | PNT-3 | PNT-2 | PNT-2 | PNT-2 | ACT | 9' - 0" | |
| 169 | OFFICE | CPT-1 | RB-1 | PNT-2 | PNT-2 | PNT-2 | PNT-3 | ACT | 9' - 0" | |
| 170 | SAFETY OFFICE | CPT-1 | RB-1 | PNT-2 | PNT-2 | PNT-2 | PNT-3 | ACT | 9' - 0" | |
| 171 | CR-20 | CPT-1 | RB-1 | PNT-3 | PNT-2 | PNT-2 | PNT-2 | ACT | 10' - 0" | |
| 172 | MEN'S | PT-F1 | PT-B1 | CT-W1 | CT-W1 | CT-W1 | CT-W1 | MRGWB | 9' - 0" | |
| 173 | WOMEN'S | PT-F1 | PT-B1 | CT-W1 | CT-W1 | CT-W1 | CT-W1 | MRGWB | 9' - 0" | |
| 174 | WAITING | LVT-1 | RB-1 | PNT-2 | PNT-2 | PNT-2 | PNT-2 | ACT | 10' - 0" | |
| 174A | RECEPTION | LVT-1 | RB-1 | PNT-2 | PNT-2 | PNT-2 | PNT-2 | ACT | 9' - 0" | |
| 174B | FILE STORAGE | LVT-1 | RB-1 | PNT-2 | PNT-2 | PNT-2 | PNT-2 | ACT | 9' - 0" | |
| 175 | CORRIDOR | LVT-1 | RB-1 | PNT-2 | PNT-2 | PNT-2 | PNT-2 | ACT | 9' - 0" | |
| 176 | CLINICAL OFFICE | CPT-1 | RB-1 | PNT-2 | PNT-2 | PNT-3 | PNT-2 | ACT | 9' - 0" | |
| 176A | CLINICAL OPS | CPT-1 | RB-1 | PNT-2 | PNT-2 | PNT-2 | PNT-2 | ACT | 9' - 0" | |
| 177 | MEDICAL OFFICE | CPT-1 | RB-1 | PNT-2 | PNT-2 | PNT-2 / PNT-3 | PNT-2 | ACT | 9' - 0" | |
| 177A | MEDICAL OPS | CPT-1 | RB-1 | PNT-2 | PNT-2 | PNT-2 | PNT-3 | ACT | 9' - 0" | |
| 178 | TREATMENT ROOM | LVT-1 | RB-1 | PNT-2 | PNT-2 | PNT-2 | PNT-3 | ACT | 9' - 0" | |
| 179 | TREATMENT ROOM | LVT-1 | RB-1 | PNT-2 | PNT-2 | PNT-2 | PNT-3 | ACT | 9' - 0" | |
| 180 | TREATMENT ROOM | LVT-1 | RB-1 | PNT-2 | PNT-2 | PNT-2 | PNT-3 | ACT | 9' - 0" | |
| 181 | TREATMENT ROOM | LVT-1 | RB-1 | PNT-2 | PNT-2 | PNT-2 | PNT-2 | ACT | 9' - 0" | |
| 182 | VET | CPT-1 | RB-1 | PNT-2 | PNT-3 | PNT-2 | PNT-2 | ACT | 9' - 0" | |
| 183 | CORRIDOR | LVT-1 | RB-1 | PNT-2 | PNT-2 | PNT-2 | PNT-2 | ACT | 9' - 0" | |
| 184 | SUPPLY CLOSET | CONC-1 | RB-1 | PNT-2 | PNT-2 | PNT-2 | PNT-2 | ACT | 9' - 0" | |
| 185 | BEHAVIORAL HEALTH | LVT-1 | RB-1 | PNT-3 | PNT-2 | PNT-2 | PNT-2 | ACT | 9' - 0" | |
| 185A | OIC | CPT-1 | RB-1 | PNT-2 | PNT-3 | PNT-2 | PNT-2 | ACT | 9' - 0" | |
| 185B | NCOIC | CPT-1 | RB-1 | PNT-2 | PNT-3 | PNT-2 | PNT-2 | ACT | 9' - 0" | |
| 185C | NURSE PRACTITIONER | CPT-1 | RB-1 | PNT-2 | PNT-3 | PNT-2 | PNT-2 | ACT | 9' - 0" | |
| 185D | SOCIAL WORKER | CPT-1 | RB-1 | PNT-2 | PNT-3 | PNT-2 | PNT-2 | ACT | 9' - 0" | |
| 185E | MEDCOM PROVIDER | CPT-1 | RB-1 | PNT-2 | PNT-3 | PNT-2 | PNT-2 | ACT | 9' - 0" | |
| 185F | MEDCOM PROVIDER | CPT-1 | RB-1 | PNT-2 | PNT-3 | PNT-2 | PNT-2 | ACT | 9' - 0" | |
| 185G | BREAKROOM | LVT-1 | RB-1 | PNT-2 | PNT-3 | PNT-3 | PNT-2 | ACT | 9' - 0" | |
| 185H | STORAGE CLOSET | CONC-1 | RB-1 | PNT-2 | PNT-2 | PNT-2 | PNT-2 | ACT | 9' - 0" | |
| 185I | INTERN OFFICE | CPT-1 | RB-1 | PNT-2 | PNT-2 | PNT-2 | PNT-3 | ACT | 9' - 0" | |
| 185J | FLEX OFFICE | CPT-1 | RB-1 | PNT-2 | PNT-2 | PNT-2 | PNT-3 | ACT | 9' - 0" | |
| 185K | OPERATIONAL PSYCHOLOGIST | CPT-1 | RB-1 | PNT-2 | PNT-2 | PNT-2 | PNT-3 | ACT | 9' - 0" | |
| 185L | SOCIAL WORKER | CPT-1 | RB-1 | PNT-2 | PNT-2 | PNT-2 | PNT-3 | ACT | 9' - 0" | |
| 186 | CARE COALITION | CPT-1 | RB-1 | PNT-2 | PNT-2 | PNT-3 | PNT-2 | ACT | 9' - 0" | |
| 187 | SURGEON | CPT-1 | RB-1 | PNT-2 | PNT-2 | PNT-3 | PNT-2 | ACT | 9' - 0" | |
| 188 | OXYGEN STORAGE | CONC-1 | RB-1 | PNT-2 | PNT-2 | PNT-2 | PNT-2 | ACT | 9' - 0" | |
| 189 | DENTAL | CPT-1 | RB-1 | PNT-2 | PNT-3 | PNT-2 | PNT-2 | ACT | 9' - 0" | |
| 190 | MED LOG OFFICE | CPT-1 | RB-1 | PNT-2 | PNT-3 | PNT-2 | PNT-2 | ACT | 9' - 0" | |
| 191 | STORAGE | CONC-1 | RB-1 | PNT-2 | PNT-2 | PNT-2 | PNT-2 | ACT | 9' - 0" | |
| 192 | TR | SDSVT-1 | RB-1 | PNT-2 | PNT-2 | PNT-2 | PNT-2 | GYP | 10' - 0" | |
| 193 | SIPR TR | SDSVT-1 | RB-1 | PNT-2 | PNT-2 | PNT-2 | PNT-2 | GYP | 10' - 0" | |
| 194 | ELEC | CONC-1 | RB-1 | PNT-2 | PNT-2 | PNT-2 | PNT-2 | --- | EXP | |
| 195 | STAIR | RST-1 / RT-1 | RB-1 | PNT-2 | PNT-2 | PNT-2 | PNT-2 | GYP | 25' - 4" | |
| 196 | MECHANICAL | CONC-1 | RB-1 | PNT-2 | PNT-2 | PNT-2 | PNT-2 | --- | EXP | |
| 197 | ELEC | CONC-1 | RB-1 | PNT-2 | PNT-2 | PNT-2 | PNT-2 | --- | EXP | |
| 198 | STAIR | RST-1 / RT-1 | RB-1 | PNT-2 | PNT-2 | PNT-2 | PNT-2 | GYP | 25' - 4" | |

## FINISH SCHEDULE NOTES

1. ALL FINISHES ARE SPECIFIED USING PLAN NORTH.
2. REFER TO SHEET A-611 AND A-612 FOR FINISH KEYS AND FINISH NOTES.
3. REFER TO SHEETS A-461 THROUGH A-472 FOR FINISH PLANS.
4. REFER TO SHEETS A-481 AND A-482 FOR FLOOR PATTERN PLANS.
5. REFER TO FINISH PLANS, A-461 THROUGH A-472, FOR ADDITIONAL CLARIFICATION ON FINISH LOCATIONS

MICHELLE N. BARNETT
REGISTERED
No. 2006
COMMONWEALTH OF KENTUCKY
ARCHITECT
6-10-20

US Army Corps of Engineers ®

| MARK | DESCRIPTION | DATE |
|---|---|---|

DESIGN BY: E. WILSON
DRAWN BY: K. JONES
CHECKED BY: A. MCCOY
SUBMITTED BY: W. COY
SIZE: ANSI D
ISSUE DATE: JUNE 2020
SOLICITATION NO.: W912PN21R0001
CONTRACT NO.:
CATEGORY CODE: 144192
FILE NAME: FTB-SHQ-A-610a.dwg

US ARMY CORPS OF ENGINEERS
WILMINGTON DISTRICT
69 PAINE STREET, SUITE
WILMINGTON, NORTH CAROLINA

Mason&Hanger
A Day's Commencement Company

FORT BRAGG, NORTH CAROLINA
SOF GROUP HEADQUARTERS
PN: 87497 FY21

FINISH SCHEDULE - FIRST FLOOR

SHEET ID
A-610a

A A-610a-

RTA SUBMITTAL

# FINISH SCHEDULE - SECOND FLOOR

| ROOM NUMBER | ROOM NAME | FLOOR MAT. | FLOOR BASE | WALL FINISH PLAN NORTH | WALL FINISH PLAN EAST | WALL FINISH PLAN SOUTH | WALL FINISH PLAN WEST | CEILING FINISH | CEILING HEIGHT | NOTES & REMARKS |
|---|---|---|---|---|---|---|---|---|---|---|
| 200 | STAIR | RST / RT-1 | RB-1 | PNT-2 | PNT-2 | PNT-2 | PNT-2 | GYP | 10' - 0" | |
| 201 | CORRIDOR | LVT-1 | RB-1 | PNT-2 | PNT-2 | PNT-2 | PNT-2 | ACT | 9' - 0" | |
| 202 | ELEVATOR | LVT-1 | RB-1 | --- | --- | --- | --- | --- | EXP | REFER TO ELEVATOR SPEC FOR INTERIOR FINISH. |
| 203 | ELEC | CONC-1 | RB-1 | PNT-2 | PNT-2 | PNT-2 | PNT-2 | --- | EXP | |
| 204 | MEN'S RESTROOM | PT-F1 | PT-B1 | CT-W1 | CT-W1 | CT-W1 | CT-W1 | MRGWB | 9' - 0" | |
| 205 | JANITOR | CONC-1 | RB-1 | PNT-2 / WP-1 | PNT-2 / WP-1 | PNT-2 | PNT-2 | MRGWB | 9' - 0" | |
| 206 | WOMEN'S RESTROOM | PT-F1 | PT-B1 | CT-W1 | CT-W1 | CT-W1 | CT-W1 | MRGWB | 9' - 0" | |
| 207 | CORRIDOR | CPT-1/CPT-3 | RB-1 | PNT-2 | PNT-2 | PNT-2 | PNT-2 | ACT | 9' - 0" | |
| 208 | S-2 OIC | CPT-1 | RB-1 | PNT-2 | PNT-2 | PNT-2 | PNT-3 | ACT | 9' - 0" | |
| 209 | S-2 NCOIC | CPT-1 | RB-1 | PNT-2 | PNT-2 | PNT-3 | PNT-2 | ACT | 9' - 0" | |
| 210 | JOC | CPT-1/CPT3 | RB-1 | PNT-2 | PNT-2 | PNT-3 | PNT-2 | ACT | 12' - 0" | |
| 211 | CORRIDOR | LVT-1 / CPT-3 | RB-1 | PNT-2 | PNT-2 | PNT-2 | PNT-2 | ACT | 9' - 0" | |
| 212 | PLANNING BAY | CPT-1 | RB-1 | OP-1 | PNT-2 | PNT-2 | PNT-3 | ACT | 9' - 0" | |
| 213 | PLANNING BAY | CPT-1 | RB-1 | PNT-2 | PNT-2 | OP-1 | PNT-3 | ACT | 9' - 0" | |
| 214 | JOC AV ROOM | CPT-1 | RB-1 | PNT-2 | PNT-2 | PNT-2 | PNT-2 | ACT | 9' - 0" | |
| 215 | MECH | CONC-1 | RB-1 | PNT-2 | PNT-2 | PNT-2 | PNT-2 | --- | EXP | |
| 216 | STAIR | RST-1 / RT-1 | RB-1 | PNT-2 | PNT-2 | PNT-2 | PNT-2 | GYP | 10' - 0" | |
| 217 | S-6 | CPT-1 | RB-1 | PNT-3 | PNT-2 | PNT-3 | PNT-2 | ACT | 9' - 0" | |
| 217A | DEPUTY OPERATIONS | CPT-1 | RB-1 | PNT-2 | PNT-3 | PNT-2 | PNT-2 | ACT | 9' - 0" | |
| 217B | OIC | CPT-1 | RB-1 | PNT-2 | PNT-3 | PNT-2 | PNT-2 | ACT | 9' - 0" | |
| 217C | NCOIC | CPT-1 | RB-1 | PNT-2 | PNT-2 | PNT-2 | PNT-2 | ACT | 9' - 0" | |
| 217D | STORAGE | CPT-1 | RB-1 | PNT-2 | PNT-2 | PNT-2 | PNT-2 | ACT | 9' - 0" | |
| 217E | COMSEC | CPT-1 | RB-1 | PNT-2 | PNT-2 | PNT-2 | PNT-2 | ACT | 9' - 0" | |
| 218 | NETWORK SUPPORT | CPT-1 | RB-1 | PNT-2 | PNT-2 | PNT-2 | PNT-2 | ACT | 9' - 0" | |
| 218A | STORAGE | CPT-1 | RB-1 | PNT-2 | PNT-2 | PNT-2 | PNT-2 | ACT | 9' - 0" | |
| 219 | S-3 | CPT-1 | RB-1 | PNT-2 | PNT-3 | PNT-2 | PNT-3 | ACT | 9' - 0" | |
| 219A | S-3 | CPT-1 | RB-1 | PNT-2 | PNT-3 | PNT-2 | PNT-2 | ACT | 9' - 0" | |
| 219B | GROUP OPERATIONS | CPT-1 | RB-1 | PNT-2 | PNT-3 | PNT-2 | PNT-2 | ACT | 9' - 0" | |
| 219C | OPERATIONS SGT | CPT-1 | RB-1 | PNT-2 | PNT-3 | PNT-2 | PNT-2 | ACT | 9' - 0" | |
| 219D | SR OPS SGT | CPT-1 | RB-1 | PNT-2 | PNT-3 | PNT-2 | PNT-2 | ACT | 9' - 0" | |
| 220 | SIPR TR | SDSVT-1 | RB-1 | PNT-2 | PNT-2 | PNT-2 | PNT-2 | GYP | 10' - 0" | |
| 221 | TR | SDSVT-1 | RB-1 | PNT-2 | PNT-2 | PNT-2 | PNT-2 | GYP | 10' - 0" | |
| 222 | STAIR | RST-1 / RT-1 | RB-1 | PNT-2 | PNT-2 | PNT-2 | PNT-2 | GYP | 10' - 0" | |
| 223 | STORAGE | CONC-1 | RB-1 | PNT-2 | PNT-2 | PNT-2 | PNT-2 | ACT | 9' - 0" | |
| 224 | CR-20 | CPT-1 | RB-1 | PNT-2 | PNT-3 | PNT-2 | OP-1 | ACT | 10' - 0" | |
| 225 | CR-20 | CPT-1 | RB-1 | PNT-2 | OP-1 | PNT-2 | PNT-3 | ACT | 10' - 0" | |
| 226 | BREAK ROOM | LVT-1 | RB-1 | PNT-2 | PNT-3 | PNT-2 | PNT-2 | ACT | 9' - 0" | |
| 227 | STORAGE | CONC-1 | RB-1 | PNT-2 | PNT-2 | PNT-2 | PNT-2 | ACT | 9' - 0" | |
| 228 | S-9 | CPT-1 | RB-1 | PNT-3 | PNT-2 | PNT-2 | PNT-2 | ACT | | |
| 229 | VESTIBULE | CPT-3 | RB-1 | PNT-2 | PNT-2 | PNT-2 | PNT-2 | GYP | 9' - 0" | |
| 230 | CORRIDOR | CPT-3 | RB-1 | PNT-2 | PNT-2 | PNT-2 | PNT-2 | GYP | 13'4" | |
| 231 | SSO | CPT-3 | RB-1 | PNT-2 | PNT-2 | PNT-4 | PNT-2 | GYP | 9' - 0" | |
| 232 | ACE OIC OFFICE | CPT-3 | RB-1 | PNT-2 | PNT-4 | PNT-2 | PNT-2 | ACT | | |
| 233 | WOMEN'S RESTROOM | PT-F1 | PT-B1 | CT-W1 | CT-W1 | CT-W1 | CT-W1 | MRGWB | 10'-6" | SHOWER PANS, "SP-1". REFER TO FINISH KEY |
| 234 | JANITOR | CONC-1 | RB-1 | PNT-2 | PNT-2 / WP-1 | PNT-2 / WP-1 | PNT-2 | MRGWB | 10'-6" | |
| 235 | MEN'S RESTROOM | PT-F1 | PT-B1 | CT-W1 | CT-W1 | CT-W1 | CT-W1 | MRGWB | 10'-6" | SHOWER PANS, "SP-1". REFER TO FINISH KEY |
| 236 | S-2 COLLECTION | CPT-3 | RB-1 | --- | PNT-2 | --- | --- | GYP | 13'4" | |
| 237 | SIGINT | CPT-3 | RB-1 | --- | PNT-2 | PNT-4 | --- | GYP | 13'4" | |
| 238 | STO | CPT-3 | RB-1 | --- | PNT-2 | PNT-2 | PNT-2 | GYP | 13'4" | |
| 239 | 2SFB | CPT-3 | RB-1 | --- | --- | PNT-4 | PNT-2 | GYP | 13'4" | |
| 240 | S-2 APS | CPT-3 | RB-1 | PNT-4 | PNT-2 | --- | PNT-2 | GYP | 13'4" | |
| 241 | GSB | CPT-3 | RB-1 | PNT-2 | --- | --- | --- | GYP | 13'4" | |
| 242 | SERVER ROOM | SDSVT-2 | RB-1 | PNT-2 | PNT-2 | PNT-2 | PNT-2 | GYP | 13'4" | |
| 243 | ELEC | SDSVT-2 | RB-1 | PNT-2 | PNT-2 | PNT-2 | PNT-2 | GYP | 13'4" | |
| 244 | STAIR | RST-1 / RT-1 | RB-1 | PNT-2 | PNT-2 | PNT-2 | PNT-2 | GYP | 10' - 0" | |
| 245 | 1SFB | CPT-3 | RB-1 | PNT-4 | --- | --- | PNT-2 | GYP | 13' - 4" | |
| 246 | 3SFB | CPT-3 | RB-1 | PNT-2 | PNT-2 | --- | PNT-2 | GYP | 13' - 4" | |
| 247 | CORRIDOR | CPT-3 | RB-1 | PNT-2 | PNT-2 | PNT-2 | --- | GYP | 13' - 4" | |
| 248 | TS-CR | CPT-3 | RB-1 | PNT-2 | PNT-2 | PNT-2 | OP-1 | ACT | 10' - 0" | |
| 249 | S2CR | CPT-3 | RB-1 | PNT-2 | OP-1 | PNT-2 | PNT-2 | ACT | 10' - 0" | |
| 250 | BREAK AREA | CPT-3 | RB-1 | PNT-2 | PNT-2 | PNT-2 | PNT-2 | GYP | 9' - 0" | |

## FINISH SCHEDULE NOTES

1. ALL FINISHES ARE SPECIFIED USING PLAN NORTH.
2. REFER TO SHEET A-611 AND A-612 FOR FINISH KEYS AND FINISH NOTES.
3. REFER TO SHEETS A-461 THROUGH A-472 FOR FINISH PLANS.
4. REFER TO SHEETS A-481 AND A-482 FOR FLOOR PATTERN PLANS.
5. REFER TO FINISH PLANS, A-461 THROUGH A-472, FOR ADDITIONAL CLARIFICATION ON FINISH LOCATIONS

MICHELLE N. BARNETT
REGISTERED
No. 11119
COMMONWEALTH OF KENTUCKY
ARCHITECT
6-8-20

US Army Corps of Engineers ®

| MARK | DESCRIPTION | DATE |
|---|---|---|

DESIGN BY: E. WILSON
DRAWN BY: K. JONES
CHECKED BY: A. MCCOY
SUBMITTED BY: W. WOYT
SIZE: ANSI D
ISSUE DATE: JUNE 2020
SOLICITATION NO.: W912PN21R0001
CONTRACT NO.:
CATEGORY CODE: 144192
FILE NAME: FTB-SHQ-A-610b.dwg

US ARMY CORPS OF ENGINEERS
WILMINGTON DISTRICT
69 DARTMOUTH AVENUE
WILMINGTON, NORTH CAROLINA

Mason&Hanger
A Day & Zimmermann Company

FORT BRAGG, NORTH CAROLINA
SOF GROUP HEADQUARTERS
FIN: 97457 FY21

FINISH SCHEDULE - SECOND FLOOR

SHEET ID
A-610b

A A-610b-

RTA SUBMITTAL

# FINISH KEY

| CODE | MATERIAL | MANUFACTURER | STYLE/COLOR | REMARKS |
|---|---|---|---|---|
| ACT-1 | ACOUSTICAL CEILING TILE (ACT) | ARMSTRONG | ULTIMA 1911 BEVELED TEGULAR, WHITE | 24" X 24" X 3/4", PAIRED WITH 15/16" PRELUDE GRID (WHITE) |
| CB | CEMENT BOARD | --- | --- | CB SUBSTRATE AT WALLS FINISHED WITH TILE, FINISH: AS SHOWN ON FINISH SCHEDULE. |
| CONC | CONCRETE CEILING (CONC) | --- | --- | --- |
| CONC-1 | CONCRETE SEALER | W.R. MEADOWS | VO -COMP 20%, WATER-BASED; BELLATRIX CONCRETE ENHANCER / PROTECTANT WITH GRAY TINTED ADDITIVE, COMPATIBLE FOR WATERBASED ACRYLIC SEALER | TINTED CONCRETE SEALER |
| CPT-1 | CARPET, MODULAR | J+J FLOORING GROUP | KINETIX/ PUT A CORK IN IT (1830)/ COLOR: 2197 DRUM | 24" X 24", QUARTER TURN, PEEL AND STICK BACKING |
| CPT-2 | CARPET BORDER, MODULAR | J+J FLOORING GROUP | KINTEX/ACCELERATE (91813)/COLOR: 1594 GRAIN | 12" X 24" PERIMETER BORDER, PEEL AND STICK BACKING |
| CPT-3 | CARPET, MODULAR (OVER RAF) | J+J FLOORING GROUP FOR TATE ACCESS FLOORING | KINTEX/PUT A CORK IN IT (1830)/COLOR:2197 DRUM | 24" X 24", QUARTER TURN, PEEL AND STICK BACKING. INSTALLED INTEGRAL WITH EACH RAF STEEL WELDED PANEL |
| CT-W1 | CERAMIC TILE: RESTROOM WALLS | AMERICAN OLEAN | HORIZON CERAMIC HZ01 WHITE, GLAZED | 5 7/8" X 15 3/4" X 5/16" THICK, FULL HEIGHT INSTALLATION IN VERTICAL RUNNING BOND PATTERN, USING 1/3 OFFSET |
| EXP | EXPOSED | --- | --- | |
| LVT-1 | LUXURY VINYL TILE - FIELD | TARKETT | ID LATITUDE / STONE & CONCRETE, COLOR TILE: 3511 GYPSUM | 18" X 36" TILE; 20 MIL WEAR LAYER, PATTERN: 1/2 OFFSET |
| LVT-2 | LUXURY VINYL TILE - ACCENT | TARKETT | ID LATITUDE / STONE & CONCRETE, COLOR TILE: 7244 PRAIRIE | 18" X 36" TILE; 20 MIL WEAR LAYER, PATTERN: 1/2 OFFSET |
| MRGWB | GYPSUM BOARD, MOLD & MOISTURE RESISTANT | --- | --- | MRGWB SUBSTRATE THROUGHOUT, FINISH VARIES, REFER TO FINISH SCHEDULE. ON CEILING IN RESTROOMS AND JANITORS CLOSETS, FINISH: EPOXY PAINT, COLOR: PNT-1 |
| PNT-1 | CEILING PAINT | SHERWIN WILLIAMS | EXTRA WHITE, SW7006 | SHEEN: FLAT<br>EPOXY IN RESTROOM, SHOWER / LOCKER AREAS AND JANITOR'S CLOSET |
| PNT-2 | WALL PAINT, FIELD | SHERWIN WILLIAMS | SHOJI WHITE, SW7042 | SHEEN: EGGSHELL |
| PNT-3 | WALL PAINT, ACCENT | SHERWIN WILLIAMS | PAVESTONE, SW7642 | SHEEN: EGGSHELL |
| PNT-4 | WALL PAINT, ACCENT | SHERWIN WILLIAMS | GAUNTLET GRAY, SW7019 | SHEEN: EGGSHELL |
| PNT-5 | METAL DOOR AND TRIM PAINT | SHERWIN WILLIAMS | VARIES, REFER TO NOTE 7 | SHEEN: SEMI GLOSS |
| PT-B1 | PORCELAIN TILE BASE: RESTROOMS | AMERICAN OLEAN | METHOD PROCESS BEIGE MT02, UNPOLISHED | 4" X 24", CUT FROM FIELD TILE |
| PT-B2 | PORCELAIN TILE BASE: ENTRIES | AMERICAN OLEAN | BRICKTOWN, FAWN TERRACE BT08 | 4" X 8"; TOPPED WITH SCHLUTER STYLE TRIM. |
| PT-F1 | PORCELAIN TILE FLOOR: RESTROOMS | AMERICAN OLEAN | METHOD PROCESS BEIGE MT02, UNPOLISHED | 12" X 24", PATTERN: 1/3 OFFSET |
| PT-F2 | PORCELIAN TILE FLOOR: ENTRIES | AMERICAN OLEAN | BRICKTOWN, FAWN TERRACE BT08 | 4" X 8"; PATTERN: 1/3 OFFSET |
| PT-F3 | PORCELAIN TILE FLOOR: ACCENT ENTRIES | AMERICAN OLEAN | BRICKTOWN, GREIGE PARKWAY BT09 | 4" X 8"; PATTERN: 1/3 OFFSET |
| PT-W1 | PORCELAIN TILE: ACCENT WALL AND COLUMNS | AMERICAN OLEAN | BRICKTOWN, GREIGE PARKWAY BT09 | 2" X 8"; PATTERN: 1/3 OFFSET |
| RAF | RAISED ACCESS FLOORING | TATE ACCESS FLOORING | CONCORE 1250 ACCESS FLOOR SYSTEM | FLOOR COVERING, WHICH IS INTEGRAL WITH EACH "RAF" VARIES. REFER TO FINISH SCHEDULE.REFER TO FINISH NOTE 15 |
| RB-1 | RUBBER BASE | JOHNSONITE | BASEWORKS THERMOSET RUBBER WALL BASE/ COLOR: 29 MOON ROCK C WG | PROVIDE TOELESS/STRAIGHT ON CARPET (TSBT-29 MOONROCK-4"-120'). PROVIDE WITH TOE ON HARD SURFACE FLOORS (TSB-29 MOONROCK-4"-120') PROVIDE 4" HIGH, 120'-0" ROLLS |
| RSM-1 | RUBBER SPORTS MAT | GREAT MATS | AMORIM PLYOMETRIC RUBBER MAT | 3/8" THICK X 48" WIDE X 25' LONG ROLLS |
| RST-1 | RUBBER STAIR TREAD | JOHNSONITE | MICROTONE RUBBER, HAMMERED TEXTURE, SPECKLED TILE, COLOR: LE5 EL GIZA | STAIR TREAD WITH INTEGRAL NOSING AND RISER |
| RT-1 | RUBBER TILE, MODULAR | JOHNSONITE | MICROTONE RUBBER, HAMMERED TEXTURE, SPECKLED TILE, COLOR: LE5 EL GIZA | 24" X 24" X 1/8" |
| SDSVT-1 | STATIC DISSIPATIVE SOLID VINYL TILE | FLEXCO | DELANE, COLOR: WARM GRAY 65 | 12" X 12" X 1/8", REFER TO NOTE 10 |
| SDSVT-2 | STATIC DISSIPATIVE SOLID VINYL TILE (OVER RAF) | FLEXCO FOR TATE ACCESS FLOORING | DELANE ESD VINYL, COLOR: WARM GRAY 65 | 24" X 24" X 1/8".<br>INSTALLED INTEGRAL WITH EACH RAF STEEL WELDED PANEL.<br>REFER TO FINISH NOTE 10 |
| SEM-1 | SURFACE MOUNTED ENTRY MAT | C-S GROUP | PEDIMAT M1, COLOR: SILVERADO | |
| SP-1 | SHOWER PAN, TERRAZZO | ACORN ENGINEERING | CAST TERRAZZO PAN WITH INTERGRAL FLANGE; COLOR: PALOMINO TAN, OCT 01 | |
| SS-1 | SOLID SURFACE MATERIAL - WINDOW STOOL | CORIAN | COLOR: DEEP CLOUD | EDGE: EASED |
| SS-2 | SOLID SURFACE MATERIAL - BREAKROOM | CORIAN | COLOR: EVEREST | EDGE: EASED |
| SS-3 | SOLID SURFACE MATERIAL - RESTROOMS & STAFF DUTY RECEPTION COUNTER | CORIAN | COLOR: FOSSIL | EDGE: EASED; REFER TO 2/A-413 |
| STN-1 | WOOD STAIN - DOORS | MINWAX | MW441 HEIRLOOM OAK | WOOD SPECIES: NARROW GRAIN RIFT SAWN RED OAK. REFER TO NOTE 8. |

# SPECIAL ITEMS KEY

| CODE | MATERIAL | MANUFACTURER | STYLE AND COLOR | REMARKS |
|---|---|---|---|---|
| CG-1 | WALL PROTECTION - CORNER GUARD | CONSTRUCTION SPECIALTIES GROUP | #933 MISSION WHITE, FLUSH MOUNTED RESILIENT | COORDINATE WITH PNT-2;<br>REFER TO NOTE 11. |
| CG-2 | WALL PROTECTION - CORNER GUARD | CONSTRUCTION SPECIALTIES GROUP | #315 GALVESTON GRAY, SURFACE MOUNTED RESILIENT | COORDINATE WITH PNT-3; REFER TO NOTE 11. |
| G-1 | GROUT - WALL | MAPEI | #01 ALABASTER | 3/16" GROUT JOINT |
| G-2 | GROUT - FLOOR | MAPEI | #11 SAHARA BEIGE | 1/8" GROUT JOINT |
| HB-1 | HORIZONTAL METAL BLINDS | SWF CONTRACT | COLOR: SNOWCAP WHITE 386 | |
| L-1 | LOCKERS - HDPE | SCRANTON | TUFFTECH LOCKERS / COLOR: SANDCASTLE / TEXTURE: ORANGEPEEL | |
| LAM-1 | PLASTIC LAMINATE CASEWORK | WILSONART | BANNISTER OAK 7806-60 | BREAKROOMS AND STAFF DUTY RECEPTION COUNTER. |
| OP-1 | OPERABLE PARTITION | MODERNFOLD | ACOUSTISEAL 931, FINISH: MARKERBOARD, WHITE | |
| TP-1 | TOLIET/URINAL PARTITIONS - HDPE | SCRANTON | HINY HIDERS / COLOR: NICKEL / TEXTURE: ROTARY BRUSHED | |
| VD-1 | VISUAL DISPLAY - MARKERBOARD (4' X 4') | CLARIDGE PRODUCTS | SERIES 3, TYPE A WRITING SURFACE, LCS3 WHITE, PORCELAIN ENAMEL STEEL | SATIN ANODIZED ALUMINUM FRAME, SMOKE NO.1111 CORK MAP RAIL, REFER TO FINISH NOTE 13 |
| VD-2 | VISUAL DISPLAY - MARKERBOARD (4' X 12') | CLARIDGE PRODUCTS | SERIES 3, TYPE A WRITING SURFACE, LCS3 WHITE, PORCELAIN ENAMEL STEEL | SATIN ANODIZED ALUMINUM FRAME, SMOKE NO.1111 CORK MAP RAIL, REFER TO FINISH NOTE 13 |
| VD-3 | VISUAL DISPLAY - TACKBOARD (4' X 2'-6") | CLARIDGE PRODUCTS | SERIES 3, TYPE CO TACKBOARD | SATIN ANODIZED ALUMINUM FRAME, SMOKE NO.1111 CORK, REFER TO FINISH NOTE 13 |
| WP-1 | WALL PROTECTION - WALL PANEL | CONSTRUCTION SPECIALTIES GROUP | RIGID SHEET HIGH IMPACT ACROVYN 4000, SUEDE TEXTURE, COLOR: 933 MISSION WHITE | REFER TO FINISH NOTE 12 |

# FINISH NOTES

1. MANUFACTURERS REFERENCED ARE INTENDED TO ESTABLISH COLOR, PATTERN, AND FINISH ONLY. FINISHES LISTED ARE NOT INTENDED TO LIMIT SELECTIONS FROM OTHER MANUFACTURERS. SUBSTITUTIONS SHALL BE SUBMITTED ALONG WITH PRODUCTS ON FINISH SCHEDULE.
2. CEILING COLORS SHALL APPLY TO SURFACES INCLUDING GRILLES, DIFFUSERS, REGISTERS AND ACCESS PANELS.
3. EXPOSED STRUCTURE, METAL DECKING TO BE PAINTED "PNT-1".
4. SUSPENDED "GWB" CEILINGS AND SOFFITS TO BE PAINTED "PNT-1" UNLESS OTHERWISE NOTED.
5. COLUMNS SHALL BE PAINTED PNT-2 UNLESS OTHERISE NOTED. PILASTERS SHALL BE PAINTED TO MATCH THE WALL IT IS ADJACENT TO UNLESS OTHERWISE NOTED.
6. USE A "GROUT RELEASE" ON FLOOR TILE TO HELP WITH CLEAN UP OF GROUT.
7. ALL INTERIOR METAL DOORS AND ALL DOOR FRAMES SHALL BE PAINTED TO MATCH ADJACENT WALL.
8. ALL INTERIOR SOLID CORE WOOD DOORS TO BE FACTORY "FINISHED TO MATCH STAIN "STN-1".
9. APPLY ABA COMPLIANT TRANSITION STRIPS AT ALL FLOOR CHANGES.
10. STATIC DISSIPATIVE SOLID VINYL TILE SHALL BE USED IN AREAS THAT ARE SENSITIVE TO STATIC DISCHARGES DUE TO ITS STATIC CONTROL ABILITY. INSTALLATION SHALL COMPLY WITH MANUFACTURER'S RECOMMENDATIONS.
11. FLUSH-MOUNTED RESILIENT CORNER GUARDS ("CG-1") OR SURFACE MOUNTED RESILIENT CORNER GUARDS ("CG-2") SHALL BE INSTALLED FLOOR-TO-CEILING HEIGHT AT ALL OUTSIDE CORNERS (INCLUDING COLUMNS). IN LOCATIONS SHOWN ON PLANS. REFER TO A-460 SERIES.
12. INSTALL RIGID SHEET WALL PANEL ("WP-1") UP TO 48" A.F.F. ON BOTH SIDES OF THE MOP SINK IN THE JANITORS CLOSETS 136, 205 AND 234.
13. REFER TO NOTED PLANS FOR LOCATIONS AND MOUNTING HEIGHTS OF VISUAL DISPLAY ITEMS.
14. CUT EDGES OF WALL TILE AT OUTSIDE CORNERS SHALL BE TRANSITIONED USING SCHLUTER-STYLE TRIM.
15. RAISED ACCESS FLOORING SHALL RECIEVE FLOOR COVERING THAT IS INTEGRAL TO EACH TILE SO THAT EACH FINISHED TILE MAY BE ACCESSED INDIVIDUALY, AND INDEPENDANT OF ADJACENT TILES.

MICHELLE N. BARNETT
REGISTERED
No. 10
COMMONWEALTH OF KENTUCKY
ARCHITECT
09/22/2020

US Army Corps of Engineers ®

| MARK | DESCRIPTION | DATE |
|---|---|---|

DESIGN BY: E. WILSON
DRAWN BY: K. JONES
CHECKED BY: A. MCCOY
SUBMITTED BY: W. COY
SIZE: ANSI D
ISSUE DATE: JUNE 2020
SOLICITATION NO.: W912PN21R0001
CONTRACT NO.:
CATEGORY CODE: 141/62
FILE NAME: FTB-SHQ-A-611.dwg

US ARMY CORPS OF ENGINEERS
WILMINGTON DISTRICT
69 HAGAN AVENUE
WILMINGTON, NORTH CAROLINA

Mason & Hanger
A Day & Zimmermann Company

FORT BRAGG, NORTH CAROLINA
SOF GROUP HEADQUARTERS
PN: 97497 FY21

FINISH KEYS & NOTES

SHEET ID
A-611

RTA SUBMITTAL

A A-611-

# EXTERIOR FINISH KEY

| MATERIAL | MANUFACTURER | COLOR/PATTERN | REMARKS |
|---|---|---|---|
| ALUMINUM STOREFRONT | EFCO | FS-24084 DARK BRONZE | |
| ALUMINUM WINDOWS | EFCO | FS-24084 DARK BRONZE | |
| BOLLARDS | SHERWIN WILLIAMS | FS-24084 DARK BRONZE (CLOSE TO BLDG) & FS-20059 MISSION BROWN | |
| BRICK VENEER (ACCENT) | OLDCASTLE | 6015 C, IVORY STONE | |
| BRICK VENEER (FIELD) | OLDCASTLE | PALMETTO FLASHED SMOOTH | |
| CURTAIN WALL | EFCO | FS-24084 DARK BRONZE | |
| EIFS | DRYVIT | FS-23617 (BEIGE), MEDIUM WORM FINISH | |
| EXTERIOR METAL DOORS AND FRAMES | SHERWIN WILLIAMS | FS-24084 DARK BRONZE | |
| FLASHING AND TRIM | CENTRIA | MEDIUM BRONZE | |
| INSULATED LAMINATED GLAZING | VIRACON | SOLAR GRAY-MEDIUM TINT | |
| INSULATED METAL DOOR | SHERWIN WILLIAMS | FS-24084 DARK BRONZE | |
| KNOX BOX | SHERWIN WILLIAMS | FS-24084 DARK BRONZE | |
| LIGHTS AND POLES | SHERWIN WILLIAMS | FS-24084 DARK BRONZE | |
| METAL CANOPY | CENTRIA | FS-24084 DARK BRONZE | |
| METAL GUTTERS AND DOWNSPOUTS | CENTRIA | MEDIUM BRONZE | |
| METAL LOUVER | CENTRIA | FS-23617 | |
| METAL SOFFIT | CENTRIA | MEDIUM BRONZE | |
| MORTAR | BRIXMENT | LIGHT BUFF | MORTAR SHALL MATCH ACCENT BRICK |
| OVERHEAD COILING DOOR | OVERHEAD DOOR CO | FS-24084 DARK BRONZE | |
| SEALANTS | --- | MATCH SUBSTRATE | |
| STANDING SEAM METAL ROOF | CENTRIA | FS-24201 (MEDIUM BRONZE) | |
| WEEPS | --- | MATCH MORTAR | |

MICHELLE N. BARNETT
REGISTERED
No.
COMMONWEALTH OF KENTUCKY
ARCHITECT
6-10-20

US Army Corps of Engineers ®

| MARK | DESCRIPTION | DATE |
|---|---|---|

DESIGN BY: E. WILSON
DRAWN BY: K. JONES
CHECKED BY: A. MCCOY
SUBMITTED BY: W. COY
SIZE: ANSI D
ISSUE DATE: JUNE 2020
SOLICITATION NO.: W912PN21R0001
CONTRACT NO.:
CATEGORY CODE: 144192
FILE NAME: FTB-SHQ-A-612.dwg

US ARMY CORPS OF ENGINEERS
WILMINGTON DISTRICT
69 PRINCETON AVENUE
WILMINGTON, NORTH CAROLINA

Mason&Hanger
A Days Zimmermann Company

FORT BRAGG, NORTH CAROLINA
SOF GROUP HEADQUARTERS
PN: 87497 FY21

EXTERIOR FINISH KEY

SHEET ID
A-612

A A-612-

RTA SUBMITTAL

# INTERIOR SIGNAGE SCHEDULE

| TAG | TEXT | ROOM NUMBER | SIGN TYPE |
|---|---|---|---|
| I01 | STAFF DUTY BREAK ROOM | 105 | BB2 |
| I02 | CCTV | 106 | BB2 |
| I03 | VTC CONFERENCE ROOM | 107 | BB2 |
| I04 | RECEPTION | 108 | BB2 |
| I05 | AV ROOM | 110 | BB2 |
| I06 | COMMANDER | 111 | BB2 |
| I07 | MEETING ROOM | 112 | BB2 |
| I08 | BREAK AREA | 113 | BB2 |
| I09 | COMMAND SGT MAJOR | 114 | BB2 |
| I10 | EXECUTIVE OFFICER | 115 | BB2 |
| I11 | COMMAND CHIEF WO | 117 | BB2 |
| I12 | STORAGE | 118 | BB2 |
| I13 | DEPUTY COMMANDER | 119 | BB2 |
| I14 | CR-20 | 120 | BB2 |
| I15 | CR-20 | 121 | BB2 |
| I16 | HHC ADMIN | 122 | BB2 |
| I17 | COMMANDER | 122A | BB2 |
| I18 | 1ST SGT | 122B | BB2 |
| I19 | SUPPLY OFFICE | 122C | BB2 |
| I20 | MULTIPURPOSE ROOM | 124 | BB2 |
| I21 | S-4 | 125 | BB2 |
| I22 | OIC | 125A | BB2 |
| I23 | NCOIC | 125B | BB2 |
| I24 | TABLE/CHAIR STORAGE | 126 | BB2 |
| I25 | ELECTRICAL / TR / SIPR TR | 127 | BB2 |
| I26 | MAIN SIPR TR | 127A | BB2 |
| I27 | MAIN TR | 127B | BB2 |
| I28 | ELEC | 127C | BB2 |
| I29 | CR-20 | 128 | BB2 |
| I30 | CR-20 | 129 | BB2 |
| I31 | RECYCLE | 130 | BB2 |
| I32 | S-1 | 131 | BB2 |
| I33 | STORAGE / MAIL ROOM | 131A | BB2 |
| I34 | ID STATION | 131C | BB2 |
| I35 | WARRANT | 131D | BB2 |
| I36 | NCOIC | 131E | BB2 |
| I37 | OIC | 131F | BB2 |
| I38 | PAO | 132 | BB2 |
| I39 | PAO OFFICE | 132A | BB2 |
| I40 | PHOTO AREA | 132B | BB2 |
| I42 | LACTATION ROOM | 134 | BB2 |
| I43 | JANITOR | 136 | BB2 |
| I44 | PROPERTY BOOK OFFICE | 138 | BB2 |
| I45 | PBO STORAGE | 139 | BB2 |
| I46 | MANAGED ATTRIBUTION | 141 | BB2 |
| I47 | READINESS / TA-50 | 142 | BB2 |
| I48 | ARMS VAULT | 143A | BB2 |
| I49 | OPEN ADMIN | 144 | BB2 |
| I50 | RMO | 145 | BB2 |
| I51 | NCOIC | 145A | BB2 |
| I52 | OIC | 145B | BB2 |
| I53 | FILE STORAGE | 145C | BB2 |
| I54 | SIPR TR | 147 | BB2 |
| I55 | TR | 148 | BB2 |
| I56 | CBRNE | 150 | BB2 |
| I57 | S-2 ADMIN | 151 | BB2 |
| I58 | VTC CONFERENCE ROOM | 151A | BB2 |
| I59 | ENGINEER | 154 | BB2 |
| I60 | ENGINEER STAFF OFFICE | 154A | BB2 |
| I61 | ELEC | 156 | BB2 |
| I62 | CR-20 | 157 | BB2 |
| I63 | CR-20 | 158 | BB2 |
| I64 | SJA | 160 | BB2 |
| I65 | SJA OFFICE | 160A | BB2 |
| I66 | NCOIC | 160B | BB2 |
| I67 | RETENTION | 161 | BB2 |
| I68 | STORAGE | 161A | BB2 |
| I69 | VICTIM ADVOCATE | 164 | BB2 |
| I70 | SARC | 165 | BB2 |
| I71 | EQUAL OP ADV | 166 | BB2 |
| I72 | FAMILY ROOM | 167 | BB2 |
| I73 | CHAPLAIN ASSISTANT | 168 | BB2 |
| I74 | CHAPLAIN | 168A | BB2 |
| I75 | CHAPLAIN | 168B | BB2 |
| I76 | OFFICE | 169 | BB2 |
| I77 | SAFETY OFFICE | 170 | BB2 |
| I78 | CR-20 | 171 | BB2 |
| I79 | WAITING | 174 | BB2 |

# INTERIOR SIGNAGE SCHEDULE

| TAG | TEXT | ROOM NUMBER | SIGN TYPE |
|---|---|---|---|
| I80 | CLINICAL OFFICE | 176 | BB2 |
| I81 | CLINICAL OPS | 176A | BB2 |
| I82 | MEDICAL OFFICE | 177 | BB2 |
| I83 | MEDICAL OPS | 177A | BB2 |
| I84 | TREATMENT ROOM | 178 | BB2 |
| I85 | TREATMENT ROOM | 179 | BB2 |
| I86 | TREATMENT ROOM | 180 | BB2 |
| I87 | TREATMENT ROOM | 181 | BB2 |
| I88 | VET | 182 | BB2 |
| I89 | SUPPLY CLOSET | 184 | BB2 |
| I90 | BEHAVIORAL HEALTH | 185 | BB2 |
| I91 | OIC | 185A | BB2 |
| I92 | NCOIC | 185B | BB2 |
| I93 | NURSE PRACTITIONER | 185C | BB2 |
| I94 | SOCIAL WORKER | 185D | BB2 |
| I95 | MEDCOM PROVIDER | 185E | BB2 |
| I96 | MEDCOM PROVIDER | 185F | BB2 |
| I97 | BREAKROOM | 185G | BB2 |
| I98 | STORAGE CLOSET | 185H | BB2 |
| I99 | INTERN OFFICE | 185I | BB2 |
| I100 | FLEX OFFICE | 185J | BB2 |
| I101 | OPERATIONAL PSYCHOLOGIST | 185K | BB2 |
| I102 | SOCIAL WORKER | 185L | BB2 |
| I103 | CARE COALITION | 186 | BB2 |
| I104 | SURGEON | 187 | BB2 |
| I105 | DENTAL | 189 | BB2 |
| I106 | OXYGEN STORAGE | 188 | BB2 |
| I107 | MED LOG OFFICE | 190 | BB2 |
| I108 | STORAGE | 191 | BB2 |
| I109 | TR | 192 | BB2 |
| I110 | SIPR TR | 193 | BB2 |
| I111 | JANITOR | 205 | BB2 |
| I112 | S-2 OIC | 208 | BB2 |
| I113 | S-2 NCOIC | 209 | BB2 |
| I114 | JOC | 210 | BB2 |
| I115 | PLANNING BAY | 212 | BB2 |
| I116 | PLANNING BAY | 213 | BB2 |
| I117 | JOC AV ROOM | 214 | BB2 |
| I118 | MECH | 215 | BB2 |
| I119 | S-6 | 217 | BB2 |
| I120 | DEPUTY OPERATIONS | 217A | BB2 |
| I121 | OIC | 217B | BB2 |
| I122 | NCOIC | 217C | BB2 |
| I123 | STORAGE | 217D | BB2 |
| I124 | COMSEC | 217E | BB2 |
| I125 | NETWORK SUPPORT | 218 | BB2 |
| I126 | STORAGE | 218A | BB2 |
| I127 | S-3 | 219 | BB2 |
| I128 | S-3 | 219A | BB2 |
| I129 | GROUP OPERATIONS | 219B | BB2 |
| I130 | OPERATIONS SGT | 219C | BB2 |
| I131 | SR OPS SGT | 219D | BB2 |
| I132 | SIPR TR | 220 | BB2 |
| I133 | TR | 221 | BB2 |
| I134 | STORAGE | 223 | BB2 |
| I135 | CR-20 | 224 | BB2 |
| I136 | CR-20 | 225 | BB2 |
| I137 | STORAGE | 227 | BB2 |
| I138 | S-9 | 228 | BB2 |
| I139 | SSO | 231 | BB2 |
| I140 | ACE OIC OFFICE | 232 | BB2 |
| I141 | JANITOR | 234 | BB2 |
| I145 | TS-CR | 248 | BB2 |
| I146 | STAIR | 149 | BB2 |
| I147 | STAIR | 155A | BB2 |
| I148 | STAIR | 216 | BB2 |
| I150 | STAIR | 244 | BB2 |
| I151 | STAIR | 200 | BB2 |
| I152 | STAIR | 222 | BB2 |
| I153 | ELEVATOR MACHINE | 155C | BB2 |
| I154 | ELECTRICAL | 203 | BB2 |
| I155 | SERVER ROOM | 242 | BB2 |
| I156 | ELECTRICAL | 243 | BB2 |
| I157 | S2CR | 249 | BB2 |

# DIRECTIONAL SIGNAGE SCHEDULE

| SIGN TAG | ROOM NUMBER | TEXT | | SIGN TYPE |
|---|---|---|---|---|
| D01 | --- | COMMAND SUITE<br>S-2 ADMIN<br>RMO<br>MEDICAL WING | ▲<br>▶<br>▶<br>▶ | CC2 |
| D02 | --- | COMMAND SUITE | ◀ | CC2 |
| D03 | | COMMAND SUITE<br>VTC CONFERENCE ROOM | ▶<br>◀ | |
| D04 | --- | SECURE AREA | ▲ | CC2 |

# MISCELLANEOUS SIGNAGE SCHEDULE

| TAG | ROOM NUMBER | TEXT | SIGN TYPE |
|---|---|---|---|
| M01 | --- | NO SMOKING | DD1 |
| M02 | --- | BUILDING DIRECTORY | AA2 |
| M03 | --- | EVACUATION | BB10 |
| M04 | --- | WOMEN | BB7 |
| M05 | --- | MEN | BB7 |
| M06 | --- | UNISEX | BB7 |

# EXTERIOR SIGNAGE SCHEDULE

| TAG | ROOM NUMBER | TEXT | SIGN TYPE |
|---|---|---|---|
| E01 | --- | NO SMOKING WITHIN 50 FEET | B2 |
| E02 | VERIFY LOCATION WITH CONTRACTING OFFICER | TBD (BUILDING #) | BB13 |
| E03* | --- | SOF GROUP HEADQUARTERS | WM1 |
| E04 | 124 | MULTIPURPOSE ROOM | B4 |
| E05 | 142 | READINESS | B4 |
| E06 | 143 | TA-50 | B4 |
| E07 | 182 | VET | B4 |
| E08 | 196 | MECHANICAL | B4 |
| E09 | 197 | ELECTRICAL | B4 |
| E10 | --- | SOF GROUP HEADQUARTERS | B4 |
| E11 | VERIFY LOCATION WITH CONTRACTING OFFICER | E911 NUMBER | BB13A |
| E12 | 194 | ELECTRICAL | B4 |

# SIGNAGE KEY

| SIGN TYPE | DESCRIPTION | SCRIPT COLOR | BACKGROUND COLOR | DETAIL |
|---|---|---|---|---|
| AA2 | DIRECTORY | 208 WHITE | 705 MEDIUM GREY | 1/A-621 |
| B2 | | | | |
| B4 | EXTERIOR SIGN, NAME/NO. | 208 WHITE | DARK BRONZE | 4/A-621 |
| BB2 | INTERIOR SIGN, INTERCHANGABLE | 208 WHITE | 705 MEDIUM GREY | 3/A-621 |
| BB7 | RESTROOM | 208 WHITE | 705 MEDIUM GREY | 5/A-621 |
| BB10 | EVACUATION SIGN | 208 WHITE | 705 MEDIUM GREY | |
| BB13 | BUILDING NUMBER (DPW) | WHITE REFLECTIVE NUMBERS | FED SPEC #20059 BROWN METAL PANEL | 1/A-622 |
| BB13A | BUILDING NUMBER (E911) | FED SPEC #20059 REFLECTIVE BROWN | REFLECTIVE WHITE ALUMINUM PANEL | 1/A-622 |
| CC2 | DIRECTIONAL | 208 WHITE | 705 MEDIUM GREY | 2/A-622 |
| DD1 | NO SMOKING (INTERIOR) | RED/BLACK | 705 MEDIUM GREY | 3/A-622 |
| WM1 | DIMENSIONAL LETTERS | CAST ALUMINUM 103 ANODIZED BLACK | N/A | 4/A-622 ON EIFS ABOVE ARCHED ENTRY |

# SIGNAGE NOTES

1. ROOM NUMBERS AND TEXT OF ALL SIGNS SHALL BE VERIFIED AND COORDINATED WITH CONTRACTING OFFICER REPRESENTATIVE.
2. SIGNAGE BASED ON 2/90 SIGN SYSTEMS TO ESTABLISH COLOR, PATTERN AND FINISH ONLY AND IS NOT INTENDED TO LIMIT SELECTIONS FROM OTHER MANUFACTURERS. WHEN ALTERNATE SELECTIONS ARE SUBMITTED, SUBMITTAL SHALL INCLUDE MATERIALS LISTED FOR COMPARISON.
3. VERIFY LOCATIONS AND GRAPHICS OF SIGN TYPE "BB10" WITH FIRE MARSHAL.

MICHELLE N. BARNETT
REGISTERED
No. 10
COMMONWEALTH OF KENTUCKY
ARCHITECT
6-11-20

US Army Corps of Engineers ®

| MARK | DESCRIPTION | DATE |
|---|---|---|

DESIGN BY: E. WILSON
DRAWN BY: K. JONES
CHECKED BY: A. MCCOY
SUBMITTED BY: W. FOY
SIZE: ANSI D
ISSUE DATE: JUNE 2020
SOLICITATION NO.: W912PN21R0001
CONTRACT NO.:
CATEGORY CODE: 144192
FILE NAME: FTB-SHQ-A-020.dwg

US ARMY CORPS OF ENGINEERS
WILMINGTON DISTRICT
69 DARGAN PLACE
WILMINGTON, NORTH CAROLINA

Mason&Hanger
A Day & Zimmermann Company

FORT BRAGG, NORTH CAROLINA
SOF GROUP HEADQUARTERS
PN: 97437 FY21

SIGNAGE SCHEDULE

SHEET ID
A-620

A A-620–

RTA SUBMITTAL

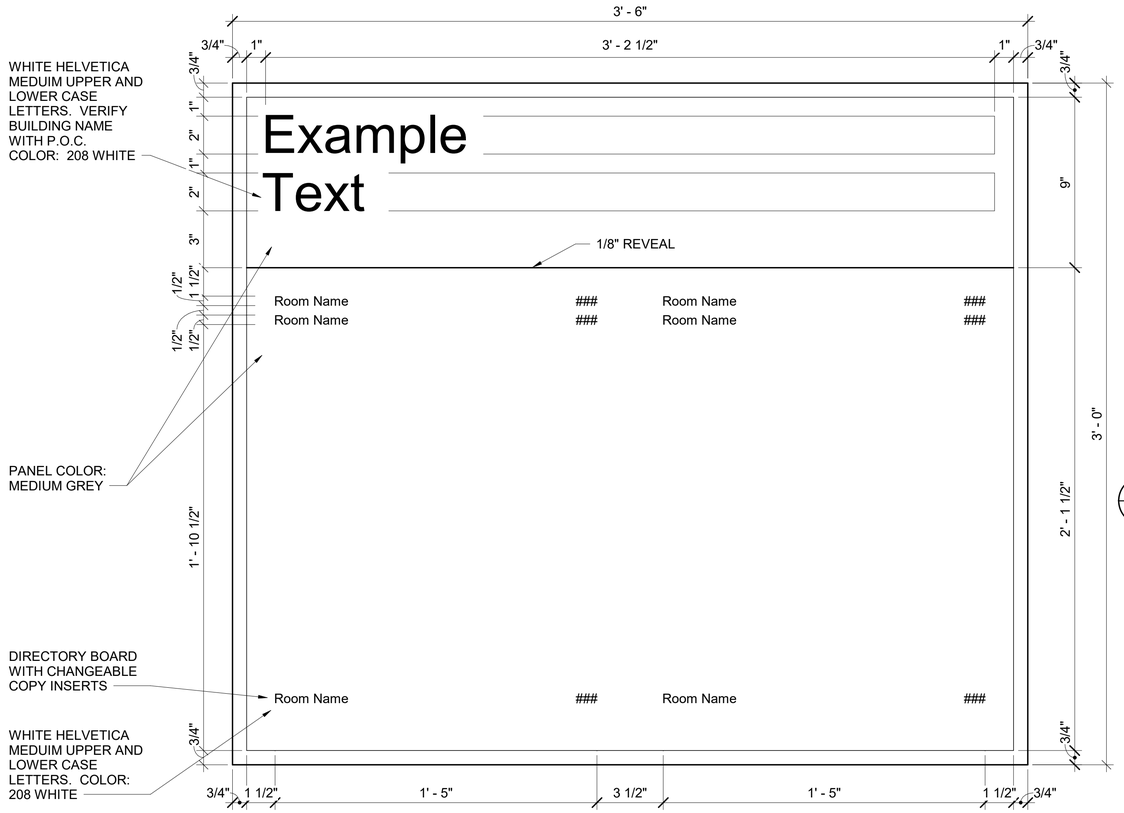


1 A-621 **SIGN TYPE "AA2"**
SCALE: 3" = 1'-0"

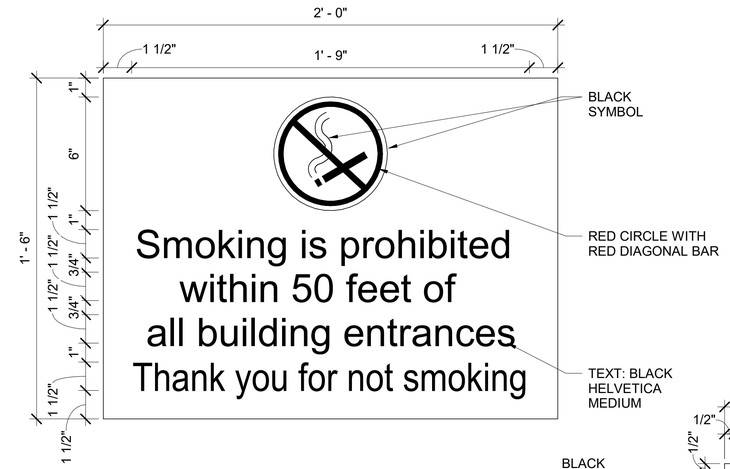


2 A-621 **SIGN TYPE "B2" (EXTERIOR SIGN)**
SCALE: 3" = 1'-0"

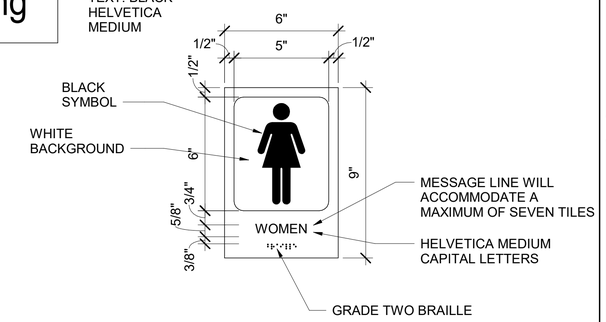


5 A-621 **SIGN TYPE "BB7"**
SCALE: 3" = 1'-0"

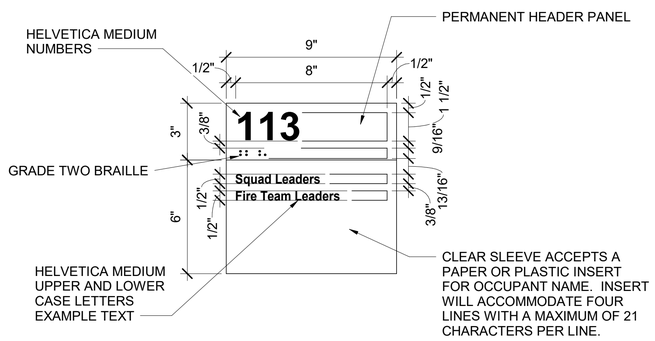


3 A-621 **SIGN TYPE "BB2"**
SCALE: 3" = 1'-0"

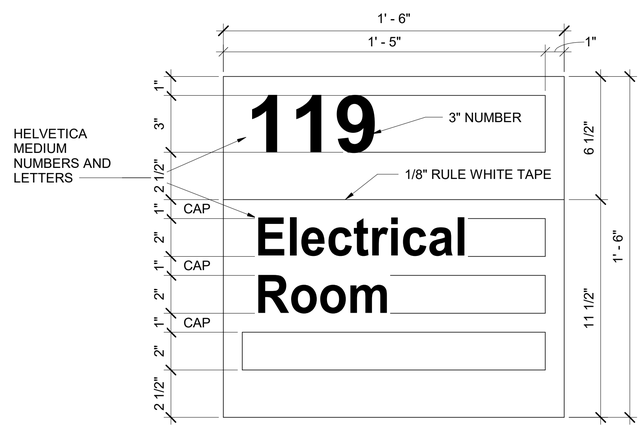


4 A-621 **SIGN TYPE "B4" (EXTERIOR SIGN)**
SCALE: 3" = 1'-0"

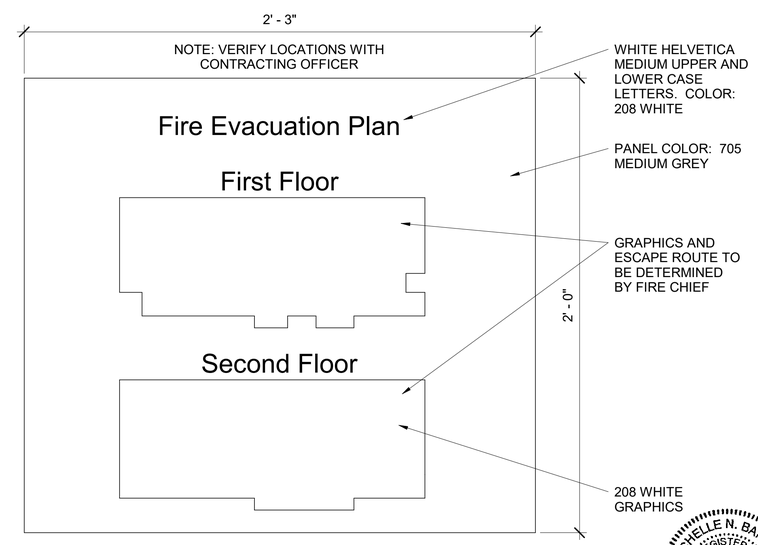


6 A-621 **SIGN TYPE "BB10"**
SCALE: 3" = 1'-0"

4" 2" 0 4" 8" 1'
GRAPHIC SCALE: 3" = 1'-0"

US Army Corps of Engineers ®

| MARK | DESCRIPTION | DATE |
|---|---|---|

DESIGN BY: E. WILSON
DRAWN BY: K. JONES
CHECKED BY: A. MCCOY
SUBMITTED BY: W. FOY
SIZE: ANSI D
ISSUE DATE: JUNE 2020
SOLICITATION NO.: W912PM21R0001
CONTRACT NO.:
CATEGORY CODE: 14182
FILE NAME: FTB-SHQ-A-621.dwg

US ARMY CORPS OF ENGINEERS
WILMINGTON DISTRICT
69 DARLINGTON AVENUE
WILMINGTON, NORTH CAROLINA

Mason&Hanger
A Day & Zimmermann Company

FORT BRAGG, NORTH CAROLINA
SOF GROUP HEADQUARTERS
PN: 87437 FY21

SIGNAGE DETAILS

MICHELLE N. BARNETT
REGISTERED
No. 2206
COMMONWEALTH OF KENTUCKY
ARCHITECT
6-10-20

SHEET ID
A-621

RTA SUBMITTAL

A A-621-

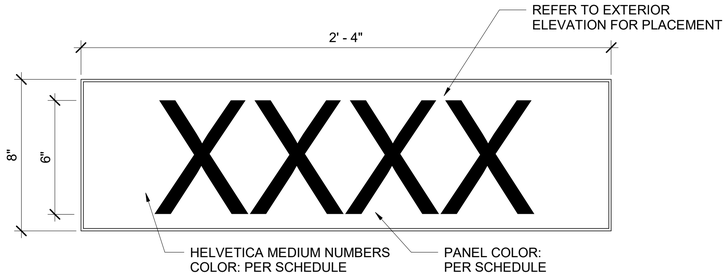


NOTE: CONTRACTOR TO VERIFY LOCATION AND MOUNTING HEIGHT WITH CONTRACTING OFFICER

1 A-622 **SIGN TYPE "BB13" / "BB13A" DETAIL**
SCALE: 3" = 1'-0"

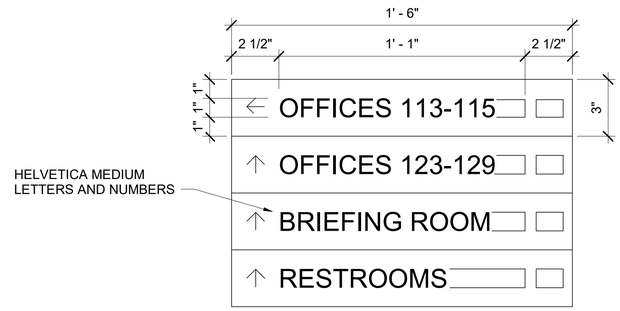


2 A-622 **SIGN TYPE "CC2"**
SCALE: 3" = 1'-0"

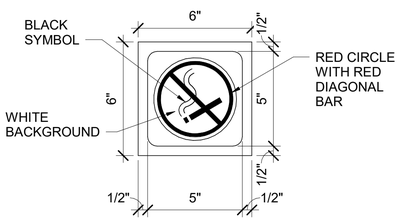


3 A-622 **SIGN TYPE "DD1"**
SCALE: 3" = 1'-0"

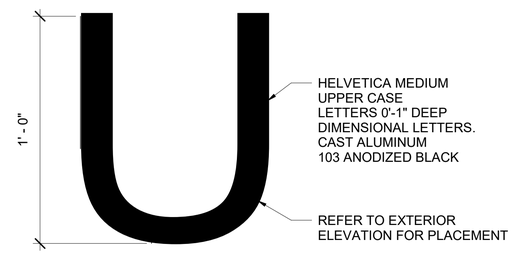


4 A-622 **SIGN TYPE "WM1"**
SCALE: 3" = 1'-0"

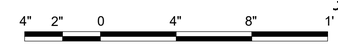


GRAPHIC SCALE: 3" = 1'-0"




US Army Corps of Engineers ®

| MARK | DESCRIPTION | DATE |
|---|---|---|

DESIGN BY: E. WILSON
DRAWN BY: K. JONES
CHECKED BY: A. MCCOY
SUBMITTED BY: W. FOY
SIZE: ANSI D
ISSUE DATE: JUNE 2020
SOLICITATION NO.: W912PM21R0001
CONTRACT NO.:
CATEGORY CODE: 14182
FILE NAME: FTB-SHQ-A-622.dwg

US ARMY CORPS OF ENGINEERS
WILMINGTON DISTRICT
69 DARLINGTON AVENUE
WILMINGTON, NORTH CAROLINA

Mason&Hanger
A Day & Zimmermann Company

FORT BRAGG, NORTH CAROLINA
SOF GROUP HEADQUARTERS
PN: 87437 FY21

SIGNAGE DETAILS

SHEET ID
A-622

A A-622-

RTA SUBMITTAL

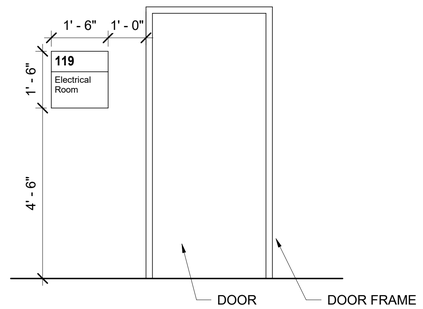


1 A-623 **SIGN TYPE "B4" PLACEMENT**

SCALE: 1/2" = 1'-0"

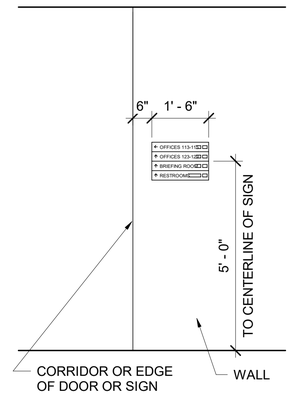


4 A-623 **SIGN TYPE "AA2" "BB10" & "CC2" PLACEMENT**

SCALE: 1/2" = 1'-0"

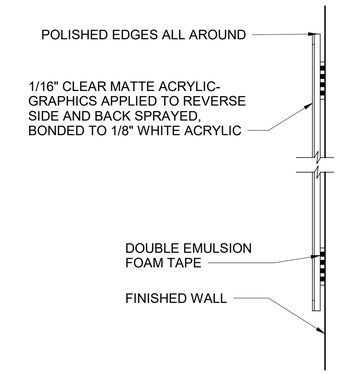


7 A-623 **VERTICAL SECTION TYPE "BB7" & "DD1"**

SCALE: 3" = 1'-0"

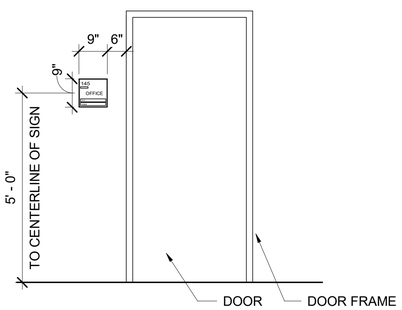


2 A-623 **SIGN TYPE "B2", "BB2", "BB7" "BB10" & "DD1" PLACEMENT**

SCALE: 1/2" = 1'-0"

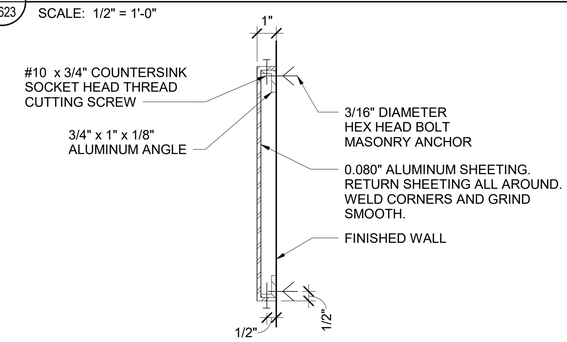


NOTE: PANEL TO BE FINISHED WITH BAKED ENAMEL ALL AROUND. REFLECTIVE SHEETING MAY BE APPLIED IF NIGHTTIME VISIBILITY IS REQUIRED.

5 A-623 **VERTICAL SECTION TYPE "B2", "B4", "BB13", & "WM1"**

SCALE: 3" = 1'-0"

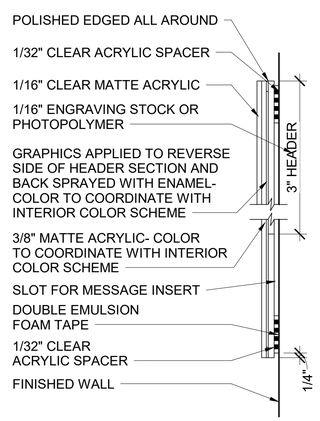


3 A-623 **VERTICAL SECTION TYPE "AA2" &"BB2"**

SCALE: 3" = 1'-0"

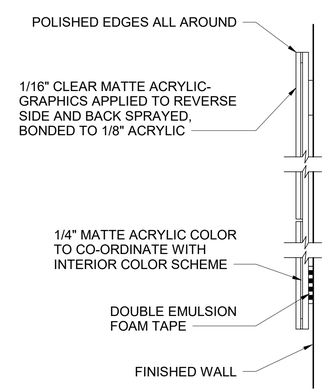


6 A-623 **VERTICAL SECTION TYPE "CC2"**

SCALE: 3" = 1'-0"

4" 2" 0 4" 8" 1'

GRAPHIC SCALE: 3" = 1'-0"

2' 1' 0 2' 4' 6'

GRAPHIC SCALE: ½" = 1'-0"

MICHELLE N. BARNETT
REGISTERED
No. 2209
COMMONWEALTH OF KENTUCKY
ARCHITECT
6-9-20

US Army Corps of Engineers ®

| MARK | DESCRIPTION | DATE |
|---|---|---|

| | |
|---|---|
| DESIGN BY: E. WILSON | ISSUE DATE: JUNE 2020 |
| DRAWN BY: K. JONES | SOLICITATION NO.: W912PN21R0001 |
| CHECKED BY: A. MCCOY | CONTRACT NO.: |
| SUBMITTED BY: W. COY | CATEGORY CODE: 144192 |
| SIZE: ANSI D | FILE NAME: FTB-SHQ-A-623.dwg |

US ARMY CORPS OF ENGINEERS
WILMINGTON DISTRICT
69 DARGAN STREET
WILMINGTON, NORTH CAROLINA

Mason&Hanger
A Day & Zimmermann Company

FORT BRAGG, NORTH CAROLINA
SOF GROUP HEADQUARTERS
PN: 87437 FY21

SIGNAGE DETAILS

SHEET ID

A-623

RTA SUBMITTAL

A A-623-

# FF&E LEGEND

## SEATING

| TAG | FURNITURE DESCRIPTION |
|---|---|
| CH1 | ERGONOMIC TASK CHAIR W/ ADJ. ARMS<br>25 3/4" W x 25" D x 37" H<br>FURNITURE TAG: CH1 |
| CH2 | SIDE CHAIR, UPHOLSTERED SEAT & BACK<br>24" W x 23" D x 35" H<br>FURNITURE TAG: CH2 |
| CH3 | WAIT ROOM CHAIR,UPHOLSTERED SEAT & BACK<br>25.75" W x 22.5" D x 33.5" H<br>FURNITURE TAG: CH3 |
| CH4 | 2 PERSON SOFA<br>76" W x 34" D x 28.5" H<br>FURNITURE TAG: CH4 |
| CH5 | LOUNGE CHAIR<br>37" W x 34" D x 28.5" H<br>FURNITURE TAG: CH5 |
| CH6 | HEIGHT ADJUSTABLE STOOL<br>18"-24.5" H<br>FURNITURE TAG: CH6 |
| CH7 | EXAMINATION TABLE<br>20.5" W x 46.4" D x 30.2" H<br>FURNITURE TAG: CH7 |
| CH8 | RECLINING CHAIR<br>FURNITURE TAG: CH8 |
| CH9 | ERGONOMIC TASK STOOL<br>FURNITURE TAG: CH9 |
| CH10 | CHILD SIDE CHAIR<br>FURNITURE TAG: CH10 |
| CH11 | ENGRAVED CHAIR<br>FURNITURE TAG: CH11 |

## TABLES

| TAG | FURNITURE DESCRIPTION |
|---|---|
| T1 | TABLE<br>24" D x 60" L x 29" H<br>FURNITURE TAG: T1 |
| T2 | CONFERENCE TABLE<br>36" D x 72" L x 29" H<br>FURNITURE TAG: T2 |
| T3 | OCCASIONAL TABLE<br>28" D x 28" L x 15" H<br>FURNITURE TAG: T3 |
| T4 | COFFEE TABLE<br>24" D x 48" L x 15" H<br>FURNITURE TAG: T4 |
| T5 | BREAKROOM TABLE<br>30" D x 30" L x 29" H<br>FURNITURE TAG: T5 |
| T6 | GOC CONSOLE TABLE<br>42" D x 42" L x 29" H<br>FURNITURE TAG: T6 |
| T7 | CHILD AMOEBA COFFEE TABLE<br>FURNITURE TAG: T7 |
| T8 | 72" DIAMETER BANQUET TABLE, FOLDING/CASTERS<br>FURNITURE TAG: T8 |

## FILING/STORAGE

| TAG | FURNITURE DESCRIPTION |
|---|---|
| BC1 | 5-HIGH BOOKCASE<br>36" W x 18" D x 63" H<br>FURNITURE TAG: BC1 |
| LF1 | 5 HIGH LATERAL FILE<br>36" W x 18" D x 63" H<br>FURNITURE TAG: LF1 |
| LF1a | 5 HIGH LATERAL FILE<br>36" W x 18" D x 63" H<br>VENEER FINISH<br>FURNITURE TAG: LF1a |
| LF2 | 5 HIGH LATERAL FILE<br>30" W x 18" D x 63" H<br>FURNITURE TAG: LF2 |
| LF3 | 2 HIGH LATERAL FILE<br>30" W x 18" D x 27" H<br>FURNITURE TAG: LF3 |
| SC1 | 5-HIGH STORAGE CABINET<br>36" W x 18" D x 63" H<br>FURNITURE TAG: SC1 |
| | |
| | |

## DESKS

| TAG | FURNITURE DESCRIPTION |
|---|---|
| D1 | U SHAPED DESK W/ OVERHEAD STORAGE ON CREDENZA<br>FURNITURE TAG: D1 |
| D1a | U SHAPED DESK W/ OVERHEAD STORAGE ON CREDENZA<br>VENEER FINISH<br>FURNITURE TAG: D1a |
| D2 | U SHAPED DESK W/ OVERHEAD STORAGE ON BRIDGE<br>FURNITURE TAG: D2 |
| D3 | L SHAPED DESK W/ OVERHEAD STORAGE ON RETURN<br>FURNITURE TAG: D3 |
| D4 | L SHAPED DESK W/ TRANSACTION COUNTER<br>FURNITURE TAG: D4 |
| WB1 | WORKBENCH W/ OVERHEAD<br>28" D x 60" L x 36" H<br>FURNITURE TAG: WB1 |
| | |
| | |

# FF&E LEGEND NOTES

1. FF&E ITEMS ARE NOT A PART OF THE BASE BID CONSTRUCTION CONTRACT AND ARE SHOWN FOR REFERENCE ONLY.
2. CONTRACTOR SHALL PROVIDE FF&E AS A BID OPTION. IF BID OPTION IS NOT EXERCISED, FF&E WILL SWITCH TO GFGI (GOVERNMENT FURNISHED GOVERNMENT INSTALLED).
3. REFER TO SHEETS I-110 THROUGH I-114 AND I-120 THROUGH I-124 FOR FURNITURE LOCATIONS.
4. EQUIPMENT PROVIDED BY USERS AND NIC (NOT IN CONTRACT) ITEMS ARE SHOWN FOR COORDINATION PURPOSES ONLY. THESE ITEMS ARE NOT IN CONTRACT AND ARE LABELED AS SUCH.

## NIC

| TAG | FURNITURE DESCRIPTION | TAG | FURNITURE DESCRIPTION |
|---|---|---|---|
| NIC1 | PRINTER, TABLE TOP<br>FURNITURE TAG: NIC1 | NIC7 | REFRIGERATOR<br>FURNITURE TAG: NIC7 |
| NIC2 | PRINTER<br>FURNITURE TAG: NIC2 | NIC8 | LARGE REFRIGERATOR<br>FURNITURE TAG: NIC8 |
| NIC3 | TV, 37"<br>FURNITURE TAG: NIC3 | NIC9 | TEACHING CONSOLE<br>FURNITURE TAG: NIC9 |
| NIC4 | SAFE, 2D<br>24" H X 20"W X 28.5"D<br>EST. WEIGHT 325 Lb<br>FURNITURE TAG: NIC4 | NIC10 | ICE MAKER<br>FURNITURE TAG: NIC10 |
| NIC5 | SAFE, 4D<br>48.75"H X 20"W X 28.75<br>EST. WEIGHT 650 Lb<br>FURNITURE TAG: NIC5 | NIC11 | 80" TV<br>FURNITURE TAG: NIC11 |
| NIC6 | SHREDDER<br>FURNITURE TAG: NIC6 | NIC12 | MEDICAL CART<br>FURNITURE TAG: NIC12 |
| | | NIC13 | 55" TV<br>FURNITURE TAG: NIC13 |

MICHELLE N. BARNETT
REGISTERED
No.
STATE OF KENTUCKY
ARCHITECT
08/18/2020

US Army Corps of Engineers ®

| MARK | DESCRIPTION | DATE |
|---|---|---|
| | | |

DESIGN BY: E. WILSON
DRAWN BY: K. JONES
CHECKED BY: A. MCCOY
SUBMITTED BY: W. COY
SIZE: ANSI D
ISSUE DATE: JUNE 2020
SOLICITATION NO.: W912PN21R0001
CONTRACT NO.:
CATEGORY CODE: 14162
FILE NAME: FTB-SHQ-I-001.dwg

US ARMY CORPS OF ENGINEERS
WILMINGTON DISTRICT
69 DARLINGTON AVENUE
WILMINGTON, NORTH CAROLINA

Mason&Hanger
A Day & Zimmermann Company

FORT BRAGG, NORTH CAROLINA
SOF GROUP HEADQUARTERS
PN: 87437 FY21

FF&E LEGEND

SHEET ID
I-001

RTA SUBMITTAL

I-001-

## FF&E PLAN NOTES

1. FF&E ITEMS ARE NOT A PART OF THE BASE BID CONSTRUCTION CONTRACT AND ARE SHOWN FOR REFERENCE ONLY.
2. CONTRACTOR SHALL PROVIDE FF&E AS A BID OPTION. IF BID OPTION IS NOT EXERCISED, FF&E WILL SWITCH TO GFGI (GOVERNMENT FURNISHED GOVERNMENT INSTALLED).
3. REFER TO SHEET I-001 FOR FF&E LEGEND.
4. EQUIPMENT PROVIDED BY USERS AND NIC (NOT IN CONTRACT) ITEMS ARE SHOWN FOR COORDINATION PURPOSES ONLY. THESE ITEMS ARE NOT IN CONTRACT AND ARE LABELED AS SUCH.

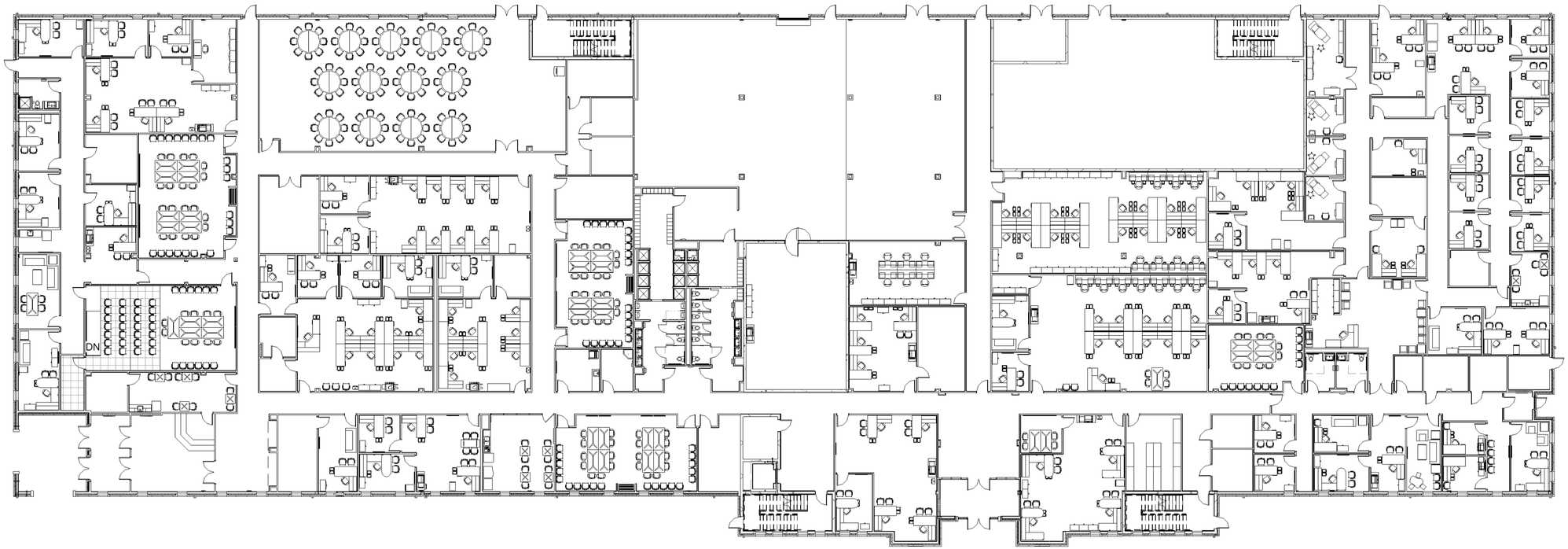


## COMPOSITE FURNITURE PLAN - FIRST FLOOR

SCALE: 1/16" = 1'-0"

16' 8' 0 16' 32' 4

GRAPHIC SCALE: 1/16" = 1'-0"

N

MICHELLE N. BARNETT REGISTERED No. 2020 COMMONWEALTH OF KENTUCKY ARCHITECT

08/18/2020

US Army Corps of Engineers ®

| MARK | DESCRIPTION | DATE |
|---|---|---|

DESIGN BY: E. WILSON
DRAWN BY: K. JONES
CHECKED BY: A. MCCOY
SUBMITTED BY: W. FOY
SIZE: ANSI D
ISSUE DATE: JUNE 2020
SOLICITATION NO.: W912PM21R0001
CONTRACT NO.:
CATEGORY CODE: 14182
FILE NAME: FTB-SHQ-I-110.dwg

US ARMY CORPS OF ENGINEERS
WILMINGTON DISTRICT
69 DARLINGTON AVENUE
WILMINGTON, NORTH CAROLINA

Mason&Hanger
A Day & Zimmermann Company

FORT BRAGG, NORTH CAROLINA
SOF GROUP HEADQUARTERS
PN: 87437 FY21

COMPOSITE FURNITURE PLAN - FIRST FLOOR

SHEET ID
I-110

RTA SUBMITTAL

I I-110-

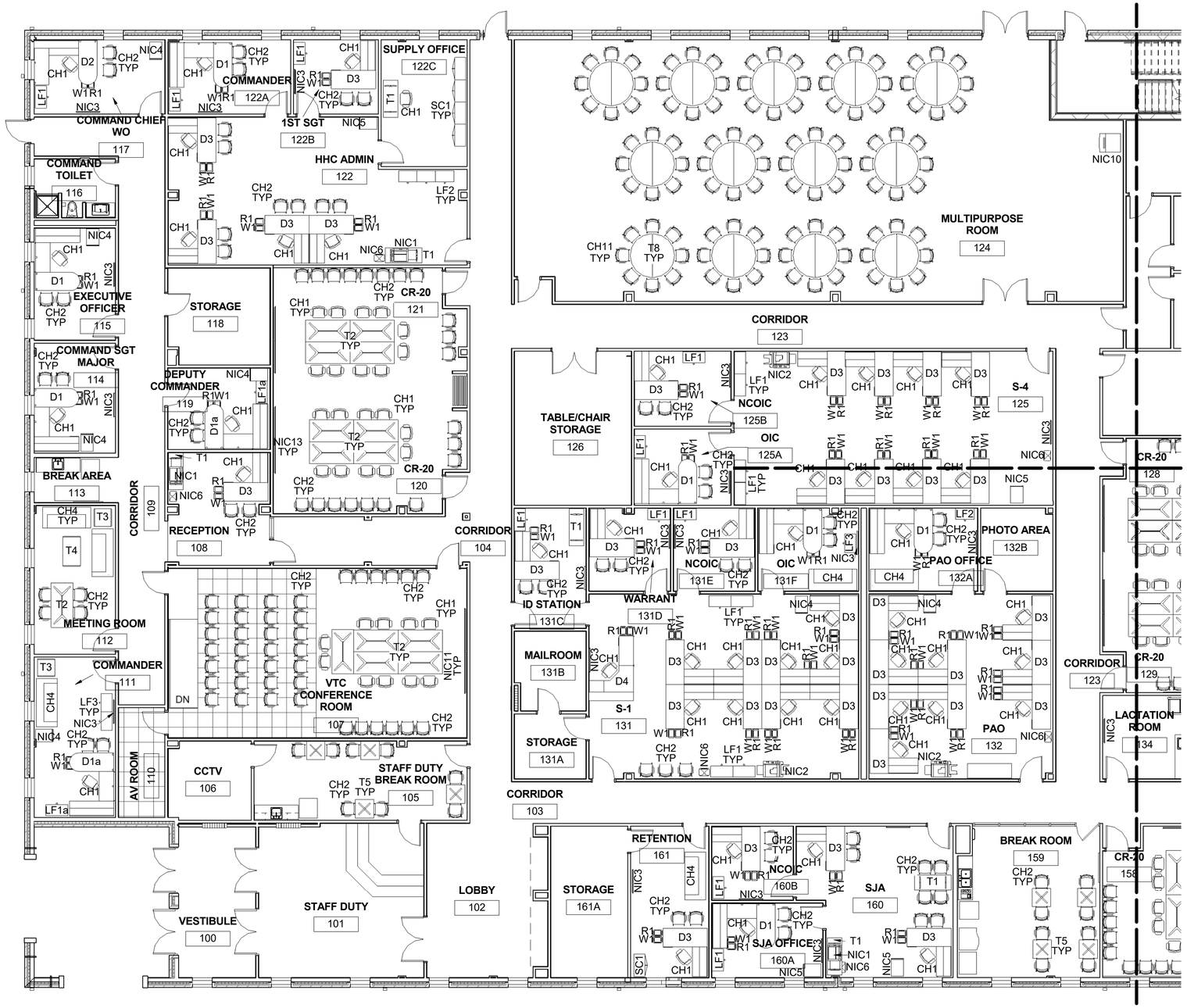


# PARTIAL FURNITURE PLAN-FIRST FLOOR

SCALE: 1/8" = 1'-0"

# PARTIAL FURNITURE PLAN NOTES

1. FF&E ITEMS ARE NOT A PART OF THE BASE BID CONSTRUCTION CONTRACT AND ARE SHOWN FOR REFERENCE ONLY.
2. CONTRACTOR SHALL PROVIDE FF&E AS A BID OPTION. IF BID OPTION IS NOT EXERCISED, FF&E WILL SWITCH TO GFGI (GOVERNMENT FURNISHED GOVERNMENT INSTALLED).
3. REFER TO SHEET I-001 OR FF&E LEGEND.
4. EQUIPMENT PROVIDED BY USERS AND NIC (NOT IN CONTRACT) ITEMS ARE SHOWN FOR COORDINATION PURPOSES ONLY. THESE ITEMS ARE NOT IN CONTRACT AND ARE LABELED AS SUCH.

KEY PLAN

8' 4' 0 8' 16' 2

GRAPHIC SCALE: 1/8" = 1'-0"

08/18/2020

US Army Corps of Engineers ®

| MARK | DESCRIPTION | DATE |
|---|---|---|

DESIGN BY: E. WILSON
DRAWN BY: K. JONES
CHECKED BY: A. MCCOY
SUBMITTED BY: W. FOY
SIZE: ANSI D
ISSUE DATE: JUNE 2020
SOLICITATION NO.: W912PN21R0001
CONTRACT NO.:
CATEGORY CODE: 14162
FILE NAME: FTB-SHQ-I-111.dwg

US ARMY CORPS OF ENGINEERS
WILMINGTON DISTRICT
69 DARLINGTON AVENUE
WILMINGTON, NORTH CAROLINA

Mason&Hanger
A Day-Zimmermann Company

FORT BRAGG, NORTH CAROLINA
SOF GROUP, HEADQUARTERS
PN: 67437 FY21

PARTIAL FURNITURE PLAN - FIRST FLOOR

SHEET ID
I-111

RTA SUBMITTAL

I-111-

# PARTIAL FURNITURE PLAN NOTES

1. FF&E ITEMS ARE NOT A PART OF THE BASE BID CONSTRUCTION CONTRACT AND ARE SHOWN FOR REFERENCE ONLY.
2. CONTRACTOR SHALL PROVIDE FF&E AS A BID OPTION. IF BID OPTION IS NOT EXERCISED, FF&E WILL SWITCH TO GFGI (GOVERNMENT FURNISHED GOVERNMENT INSTALLED).
3. REFER TO SHEET I-001 OR FF&E LEGEND.
4. EQUIPMENT PROVIDED BY USERS AND NIC (NOT IN CONTRACT) ITEMS ARE SHOWN FOR COORDINATION PURPOSES ONLY. THESE ITEMS ARE NOT IN CONTRACT AND ARE LABELED AS SUCH.

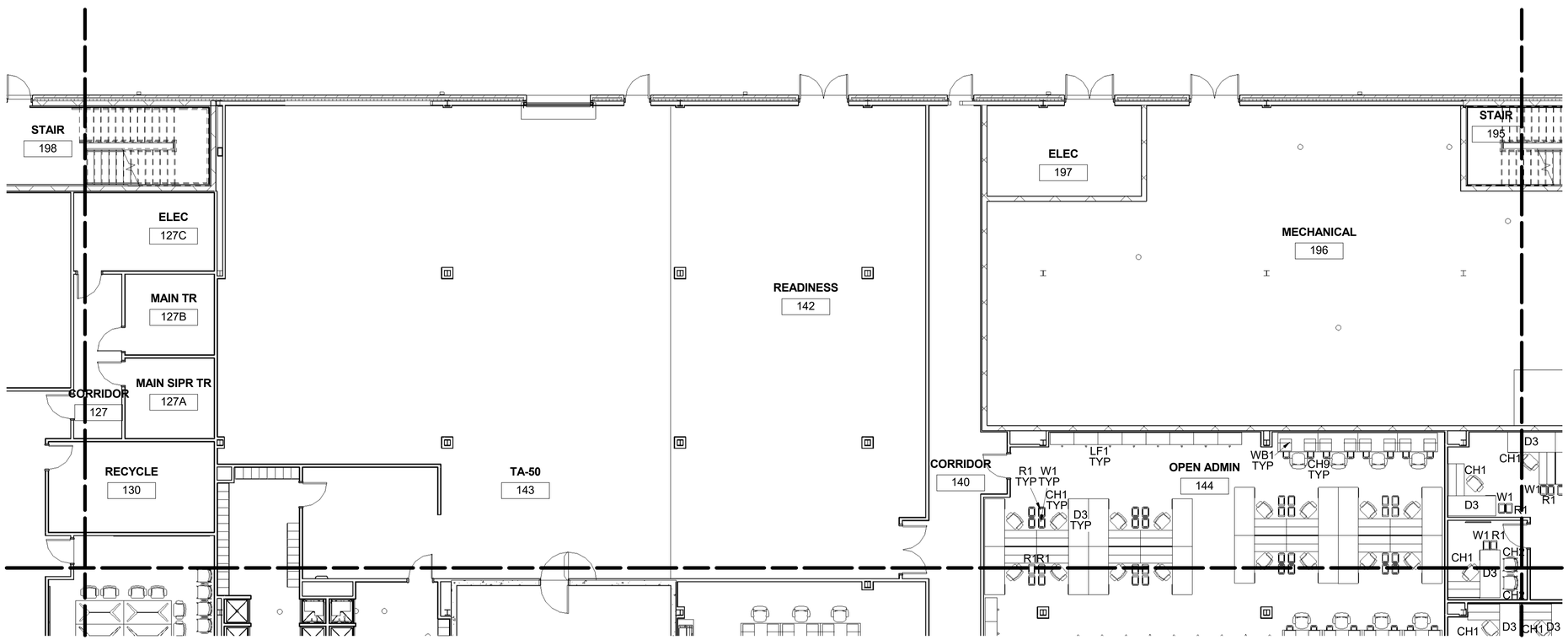


## PARTIAL FURNITURE PLAN - FIRST FLOOR

SCALE: 1/8" = 1'-0"

KEY PLAN

8' 4' 0 8' 16' 2

GRAPHIC SCALE: 1/8" = 1'-0"

MICHELLE N. BARNETT REGISTERED No. 2605 COMMONWEALTH OF KENTUCKY ARCHITECT 08/18/2020

US Army Corps of Engineers ®

| MARK | DESCRIPTION | DATE |
|---|---|---|

DESIGN BY: E. WILSON
DRAWN BY: K. JONES
CHECKED BY: A. MCCOY
SUBMITTED BY: W. FOY
SIZE: ANSI D
ISSUE DATE: JUNE 2020
SOLICITATION NO.: W912PM21R0001
CONTRACT NO.:
CATEGORY CODE: 14182
FILE NAME: FTB-SHQ-I-112.dwg

US ARMY CORPS OF ENGINEERS
WILMINGTON DISTRICT
69 DARLINGTON AVENUE
WILMINGTON, NORTH CAROLINA

Mason&Hanger
A Day & Zimmermann Company

FORT BRAGG, NORTH CAROLINA
SOF GROUP HEADQUARTERS
PN: 87437 FY21

PARTIAL FURNITURE PLAN - FIRST FLOOR

SHEET ID
I-112

RTA SUBMITTAL

I I-112-

# PARTIAL FURNITURE PLAN NOTES

1. FF&E ITEMS ARE NOT A PART OF THE BASE BID CONSTRUCTION CONTRACT AND ARE SHOWN FOR REFERENCE ONLY.
2. CONTRACTOR SHALL PROVIDE FF&E AS A BID OPTION. IF BID OPTION IS NOT EXERCISED, FF&E WILL SWITCH TO GFGI (GOVERNMENT FURNISHED GOVERNMENT INSTALLED).
3. REFER TO SHEET I-001 OR FF&E LEGEND.
4. EQUIPMENT PROVIDED BY USERS AND NIC (NOT IN CONTRACT) ITEMS ARE SHOWN FOR COORDINATION PURPOSES ONLY. THESE ITEMS ARE NOT IN CONTRACT AND ARE LABELED AS SUCH.

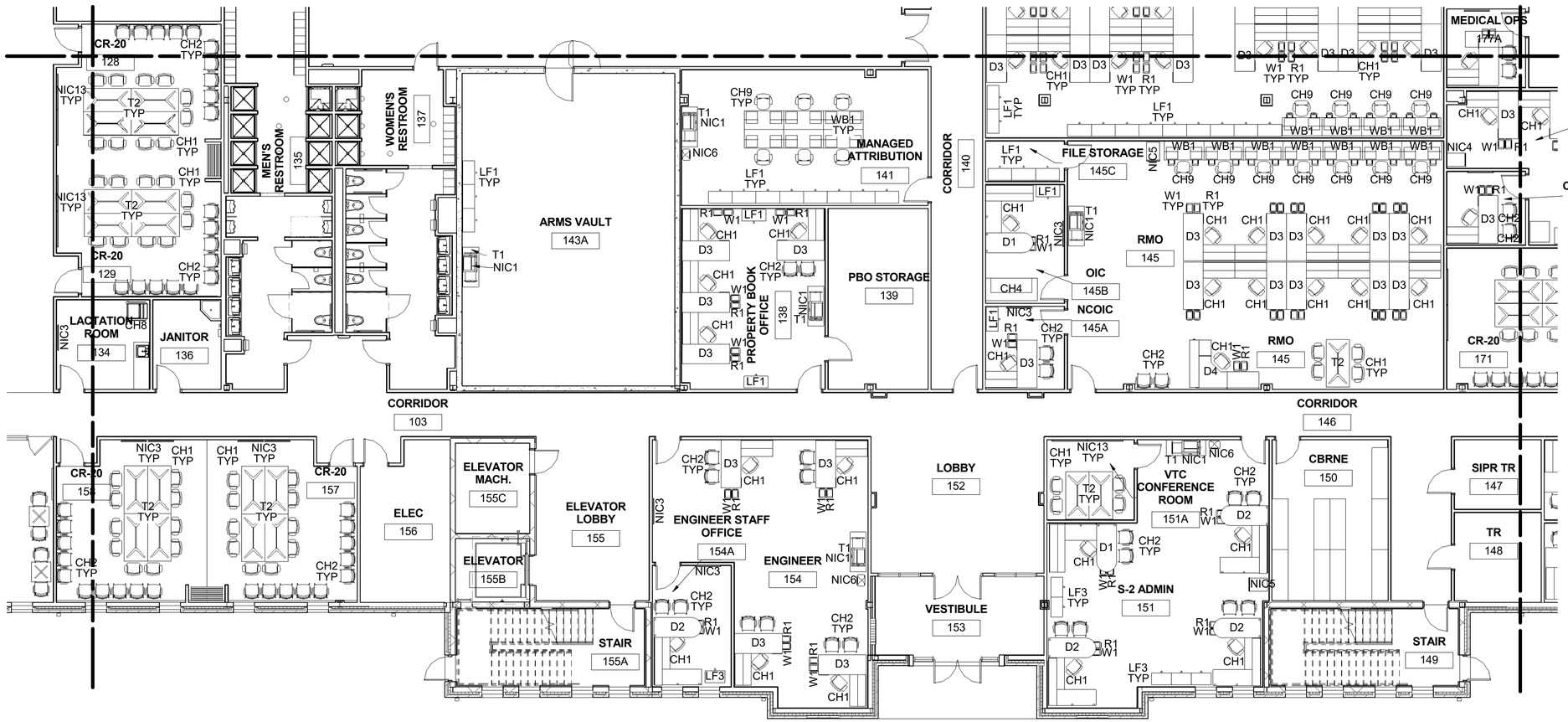


## PARTIAL FURNITURE PLAN - FIRST FLOOR

SCALE: 1/8" = 1'-0"

KEY PLAN

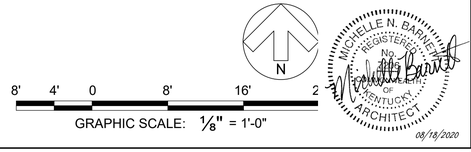


US Army Corps of Engineers ®

| MARK | DESCRIPTION | DATE |
|---|---|---|

DESIGN BY: E. WILSON
DRAWN BY: K. JONES
CHECKED BY: A. MCCOY
SUBMITTED BY: W. FOY
SIZE: ANSI D
ISSUE DATE: JUNE 2020
SOLICITATION NO.: W912PM21R0001
CONTRACT NO.:
CATEGORY CODE: 14182
FILE NAME: FTB-SHQ-I-113.dwg

US ARMY CORPS OF ENGINEERS
WILMINGTON DISTRICT
69 DARLINGTON AVENUE
WILMINGTON, NORTH CAROLINA

Mason&Hanger
A Day & Zimmermann Company

FORT BRAGG, NORTH CAROLINA
SOF GROUP HEADQUARTERS
PN: 87437 FY21

PARTIAL FURNITURE PLAN - FIRST FLOOR

SHEET ID
I-113

RTA SUBMITTAL

I I-113-

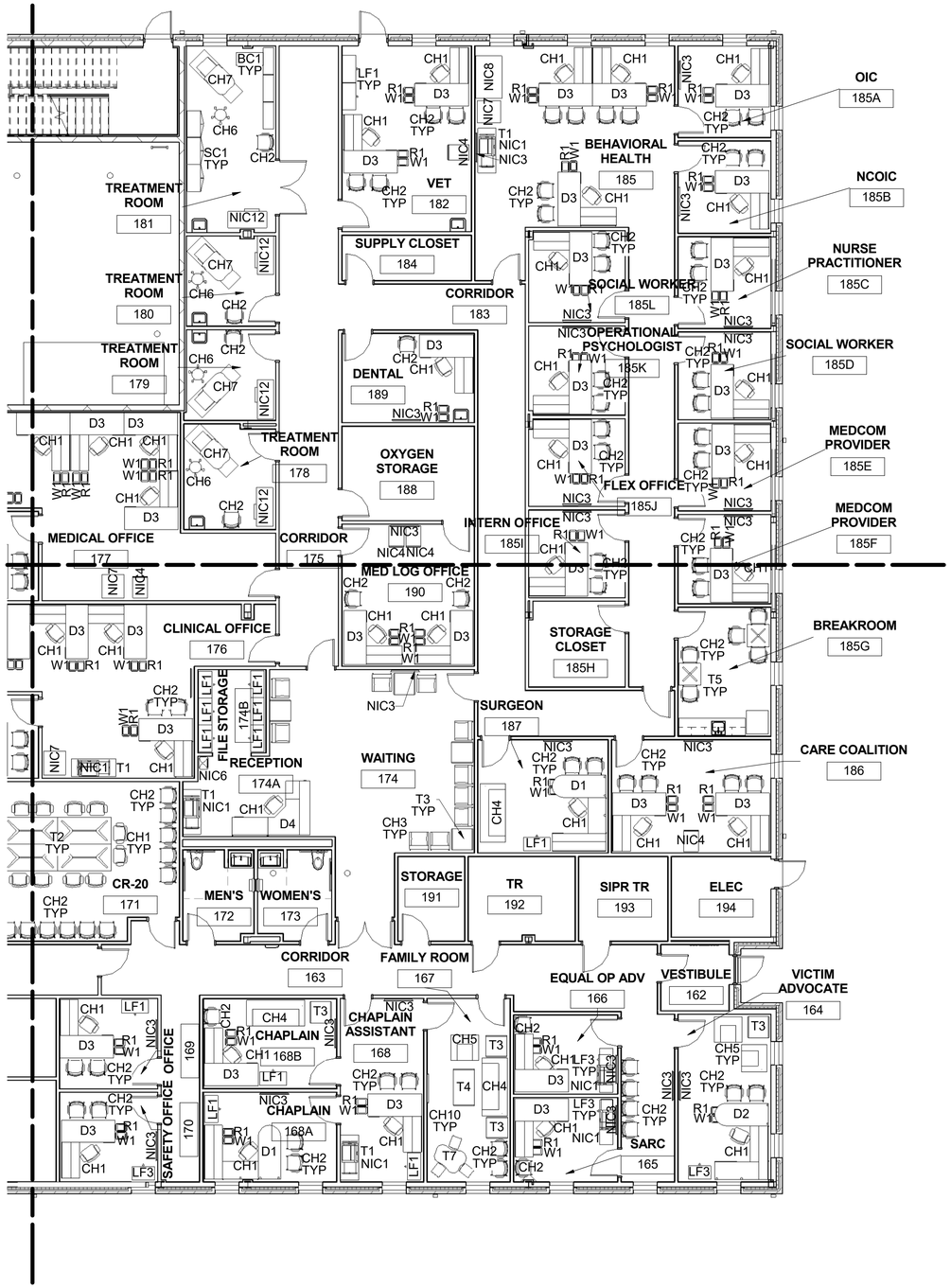


## PARTIAL FURNITURE PLAN - FIRST FLOOR

SCALE: 1/8" = 1'-0"

## PARTIAL FURNITURE PLAN NOTES

1. FF&E ITEMS ARE NOT A PART OF THE BASE BID CONSTRUCTION CONTRACT AND ARE SHOWN FOR REFERENCE ONLY.
2. CONTRACTOR SHALL PROVIDE FF&E AS A BID OPTION. IF BID OPTION IS NOT EXERCISED, FF&E WILL SWITCH TO GFGI (GOVERNMENT FURNISHED GOVERNMENT INSTALLED).
3. REFER TO SHEET I-001 OR FF&E LEGEND.
4. EQUIPMENT PROVIDED BY USERS AND NIC (NOT IN CONTRACT) ITEMS ARE SHOWN FOR COORDINATION PURPOSES ONLY. THESE ITEMS ARE NOT IN CONTRACT AND ARE LABELED AS SUCH.

KEY PLAN

8' 4' 0 8' 16' 2

GRAPHIC SCALE: 1/8" = 1'-0"

MICHELLE N. BARNETT REGISTERED No. 2016 STATE OF KENTUCKY ARCHITECT 08/18/2020

US Army Corps of Engineers ®

| MARK | DESCRIPTION | DATE |
|---|---|---|

DESIGN BY: E. WILSON
DRAWN BY: K. JONES
CHECKED BY: A. MCCOY
SUBMITTED BY: W. FOY
SIZE: ANSI D
ISSUE DATE: JUNE 2020
SOLICITATION NO.: W912PM21R0001
CONTRACT NO.:
CATEGORY CODE: 14182
FILE NAME: FTB-SHQ-I-114.dwg

US ARMY CORPS OF ENGINEERS
WILMINGTON DISTRICT
69 DARLINGTON AVENUE
WILMINGTON, NORTH CAROLINA

Mason&Hanger
A Day & Zimmermann Company

FORT BRAGG, NORTH CAROLINA
SOF GROUP HEADQUARTERS
PN: 87437 FY21

PARTIAL FURNITURE PLAN - FIRST FLOOR

SHEET ID
I-114

RTA SUBMITTAL

I I-114-

## FF&E PLAN NOTES

1. FF&E ITEMS ARE NOT A PART OF THE BASE BID CONSTRUCTION CONTRACT AND ARE SHOWN FOR REFERENCE ONLY.
2. CONTRACTOR SHALL PROVIDE FF&E AS A BID OPTION. IF BID OPTION IS NOT EXERCISED, FF&E WILL SWITCH TO GFGI (GOVERNMENT FURNISHED GOVERNMENT INSTALLED).
3. REFER TO SHEET I-001 FOR FF&E LEGEND.
4. EQUIPMENT PROVIDED BY USERS AND NIC (NOT IN CONTRACT) ITEMS ARE SHOWN FOR COORDINATION PURPOSES ONLY. THESE ITEMS ARE NOT IN CONTRACT AND ARE LABELED AS SUCH.

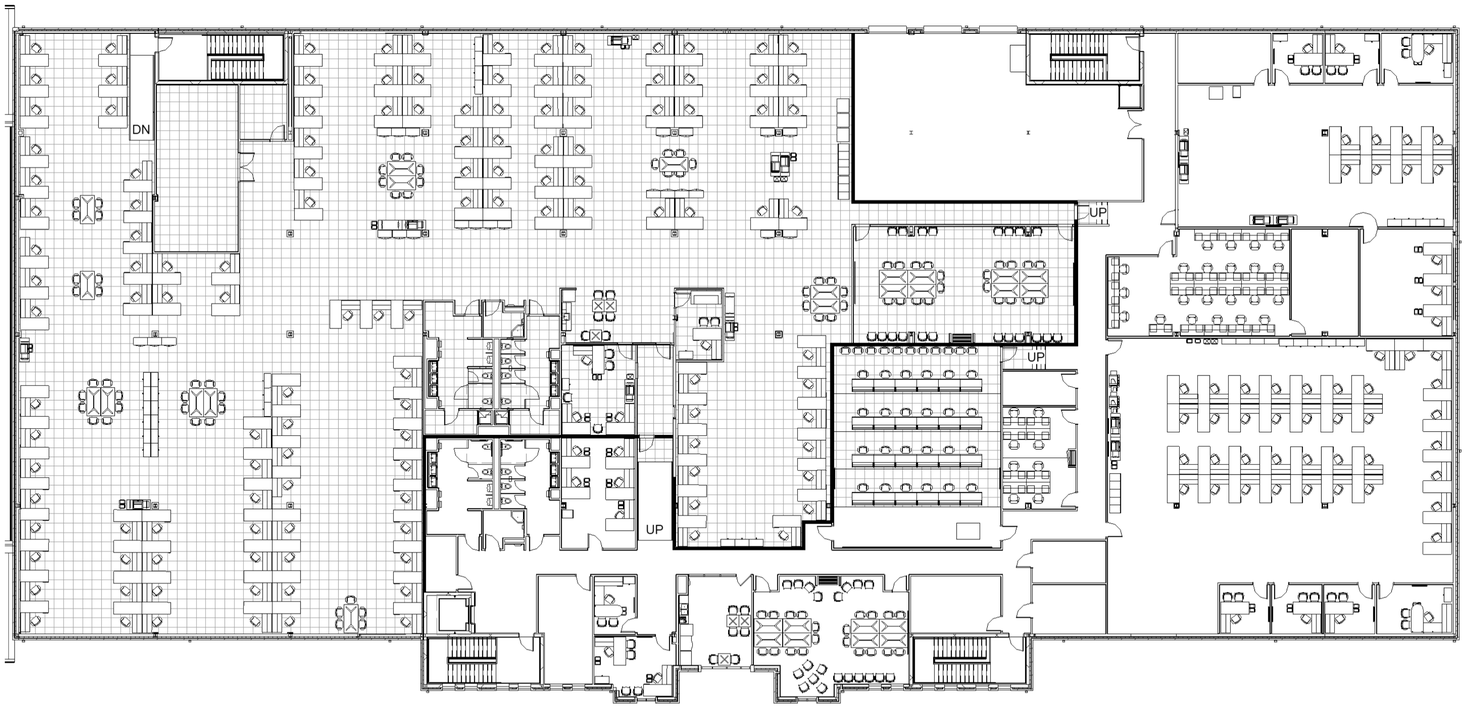


## COMPOSITE FURNITURE PLAN - SECOND FLOOR

SCALE: 1/16" = 1'-0"

16' 8' 0 16' 32' 4

GRAPHIC SCALE: 1/16" = 1'-0"

N

MICHELLE N. BARNETT REGISTERED No. 2000 COMMONWEALTH OF KENTUCKY ARCHITECT

08/18/2020

US Army Corps of Engineers ®

| MARK | DESCRIPTION | DATE |
|---|---|---|

DESIGN BY: E. WILSON
DRAWN BY: K. JONES
CHECKED BY: A. MCCOY
SUBMITTED BY: W. FOY
SIZE: ANSI D
ISSUE DATE: JUNE 2020
SOLICITATION NO.: W912PM21R0001
CONTRACT NO.:
CATEGORY CODE: 14182
FILE NAME: FTB-SHQ-I-120.dwg

US ARMY CORPS OF ENGINEERS
WILMINGTON DISTRICT
69 DARLINGTON AVENUE
WILMINGTON, NORTH CAROLINA

Mason&Hanger
A Day & Zimmermann Company

FORT BRAGG, NORTH CAROLINA
SOF GROUP HEADQUARTERS
PN: 87437 FY21

COMPOSITE FURNITURE PLAN - SECOND FLOOR

SHEET ID
I-120

RTA SUBMITTAL

I I-120-

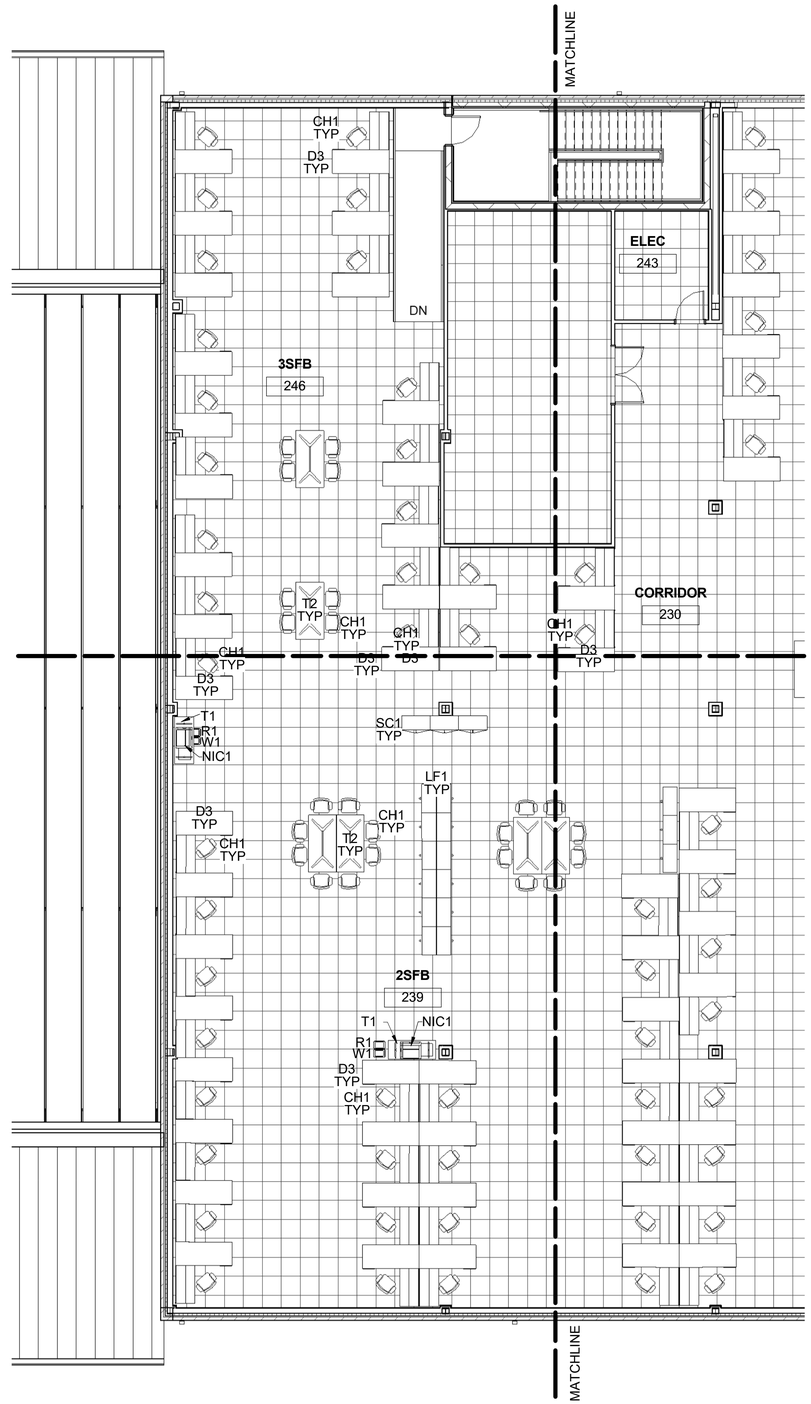


## PARTIAL FURNITURE PLAN - SECOND FLOOR

SCALE: 1/8" = 1'-0"

## PARTIAL FURNITURE PLAN NOTES

1. FF&E ITEMS ARE NOT A PART OF THE BASE BID CONSTRUCTION CONTRACT AND ARE SHOWN FOR REFERENCE ONLY.
2. CONTRACTOR SHALL PROVIDE FF&E AS A BID OPTION. IF BID OPTION IS NOT EXERCISED, FF&E WILL SWITCH TO GFGI (GOVERNMENT FURNISHED GOVERNMENT INSTALLED).
3. REFER TO SHEET I-001 OR FF&E LEGEND.
4. EQUIPMENT PROVIDED BY USERS AND NIC (NOT IN CONTRACT) ITEMS ARE SHOWN FOR COORDINATION PURPOSES ONLY. THESE ITEMS ARE NOT IN CONTRACT AND ARE LABELED AS SUCH.

KEY PLAN

8' 4' 0 8' 16' 2

GRAPHIC SCALE: 1/8" = 1'-0"

MICHELLE N. BARNETT REGISTERED No. 2 COMMONWEALTH OF KENTUCKY ARCHITECT 08/18/2020

US Army Corps of Engineers ®

| MARK | DESCRIPTION | DATE |
|---|---|---|

DESIGN BY: E. WILSON
DRAWN BY: K. JONES
CHECKED BY: A. MCCOY
SUBMITTED BY: W. FOY
SIZE: ANSI D
ISSUE DATE: JUNE 2020
SOLICITATION NO.: W912PM21R0001
CONTRACT NO.:
CATEGORY CODE: 14182
FILE NAME: FTB-SHQ-I-121.dwg

US ARMY CORPS OF ENGINEERS
WILMINGTON DISTRICT
69 DARLINGTON AVENUE
WILMINGTON, NORTH CAROLINA

Mason&Hanger
A Day & Zimmermann Company

FORT BRAGG, NORTH CAROLINA
SOF GROUP HEADQUARTERS
PN: 87437 FY21

PARTIAL FURNITURE PLAN - SECOND FLOOR

SHEET ID
I-121

RTA SUBMITTAL

I I-121-

# PARTIAL FURNITURE PLAN NOTES

1. FF&E ITEMS ARE NOT A PART OF THE BASE BID CONSTRUCTION CONTRACT AND ARE SHOWN FOR REFERENCE ONLY.
2. CONTRACTOR SHALL PROVIDE FF&E AS A BID OPTION. IF BID OPTION IS NOT EXERCISED, FF&E WILL SWITCH TO GFGI (GOVERNMENT FURNISHED GOVERNMENT INSTALLED).
3. REFER TO SHEET I-001 OR FF&E LEGEND.
4. EQUIPMENT PROVIDED BY USERS AND NIC (NOT IN CONTRACT) ITEMS ARE SHOWN FOR COORDINATION PURPOSES ONLY. THESE ITEMS ARE NOT IN CONTRACT AND ARE LABELED AS SUCH.

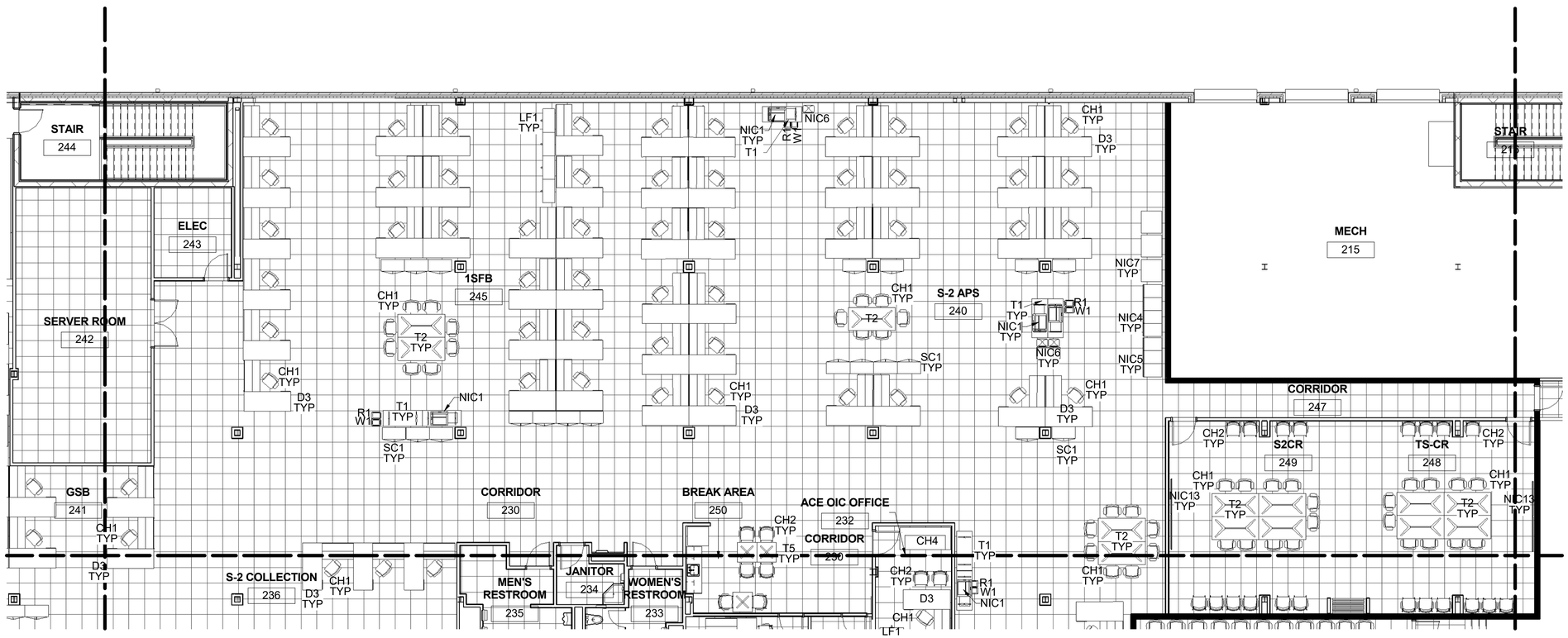


## PARTIAL FURNITURE PLAN - SECOND FLOOR

SCALE: 1/8" = 1'-0"

KEY PLAN

N

8' 4' 0 8' 16' 2

GRAPHIC SCALE: 1/8" = 1'-0"

MICHELLE N. BARNETT REGISTERED ARCHITECT NO. 4 COMMONWEALTH OF KENTUCKY

08/18/2020

US Army Corps of Engineers ®

| MARK | DESCRIPTION | DATE |
|---|---|---|

DESIGN BY: E. WILSON
DRAWN BY: K. JONES
CHECKED BY: A. MCCOY
SUBMITTED BY: W. FOY
SIZE: ANSI D
ISSUE DATE: JUNE 2020
SOLICITATION NO.: W912PN21R0001
CONTRACT NO.:
CATEGORY CODE: 14162
FILE NAME: FTB-SHQ-I-122.dwg

US ARMY CORPS OF ENGINEERS
WILMINGTON DISTRICT
69 PAINTER AVENUE
WILMINGTON, NORTH CAROLINA

Mason&Hanger
A Day & Zimmermann Company

FORT BRAGG, NORTH CAROLINA
SOF GROUP HEADQUARTERS
PN: 91437 FY21

PARTIAL FURNITURE PLAN - SECOND FLOOR

SHEET ID
I-122

I-122

RTA SUBMITTAL

# PARTIAL FURNITURE PLAN NOTES

1. FF&E ITEMS ARE NOT A PART OF THE BASE BID CONSTRUCTION CONTRACT AND ARE SHOWN FOR REFERENCE ONLY.
2. CONTRACTOR SHALL PROVIDE FF&E AS A BID OPTION. IF BID OPTION IS NOT EXERCISED, FF&E WILL SWITCH TO GFGI (GOVERNMENT FURNISHED GOVERNMENT INSTALLED).
3. REFER TO SHEET I-001 OR FF&E LEGEND.
4. EQUIPMENT PROVIDED BY USERS AND NIC (NOT IN CONTRACT) ITEMS ARE SHOWN FOR COORDINATION PURPOSES ONLY. THESE ITEMS ARE NOT IN CONTRACT AND ARE LABELED AS SUCH.

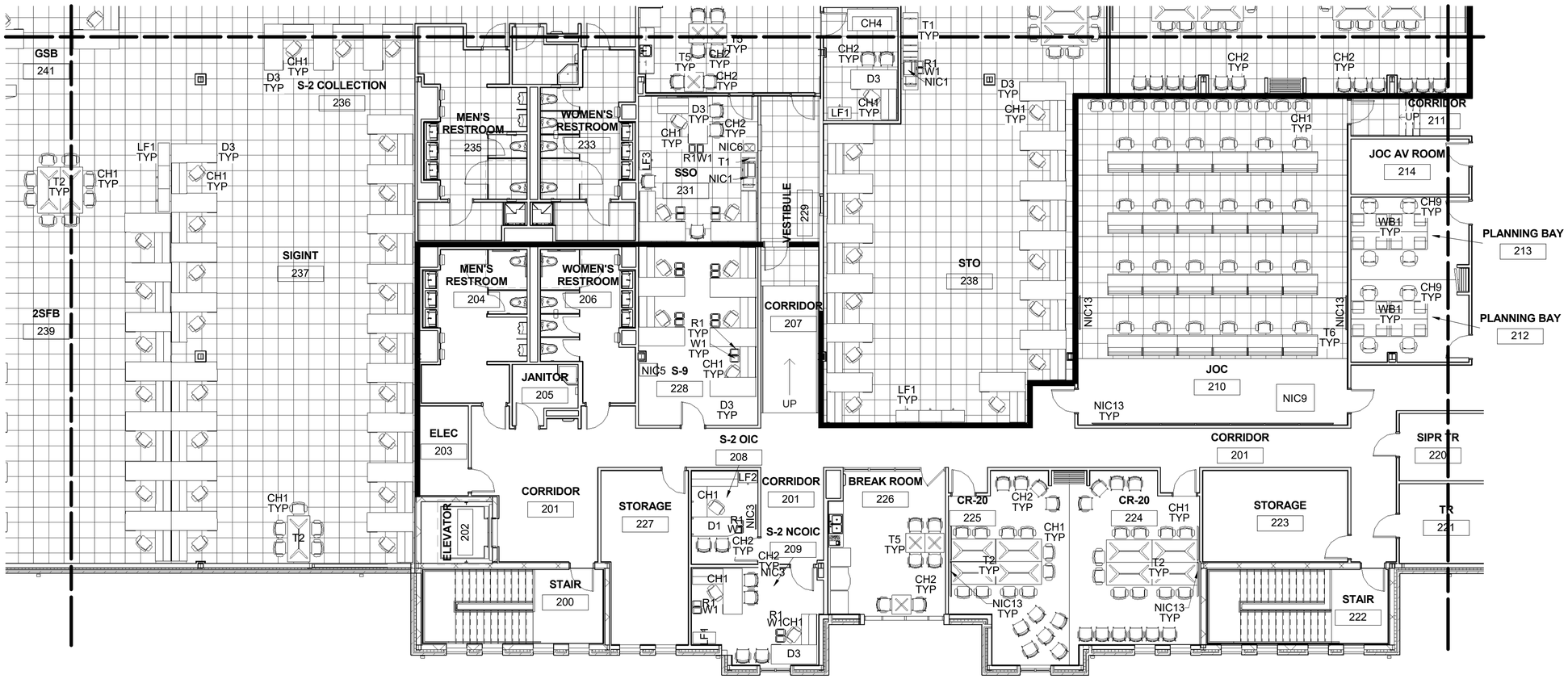


## PARTIAL FURNITURE PLAN - SECOND FLOOR

SCALE: 1/8" = 1'-0"

KEY PLAN

GRAPHIC SCALE: 1/8" = 1'-0"

MICHELLE N. BARNETT REGISTERED ARCHITECT COMMONWEALTH OF KENTUCKY No. 4101

08/18/2020

US Army Corps of Engineers ®

| MARK | DESCRIPTION | DATE |
|---|---|---|

DESIGN BY: E. WILSON
DRAWN BY: K. JONES
CHECKED BY: A. MCCOY
SUBMITTED BY: W. COY
SIZE: ANSI D
ISSUE DATE: JUNE 2020
SOLICITATION NO.: W912PN21R0001
CONTRACT NO.:
CATEGORY CODE: 141/62
FILE NAME: FTB-SHQ-I-123.dwg

US ARMY CORPS OF ENGINEERS
WILMINGTON DISTRICT
69 PATTERSON AVENUE
WILMINGTON, NORTH CAROLINA

Mason&Hanger
A Day & Zimmermann Company

FORT BRAGG, NORTH CAROLINA
SOF GROUP HEADQUARTERS
PN: 97497 FY21

PARTIAL FURNITURE PLAN - SECOND FLOOR

SHEET ID
I-123

I I-123-

RTA SUBMITTAL

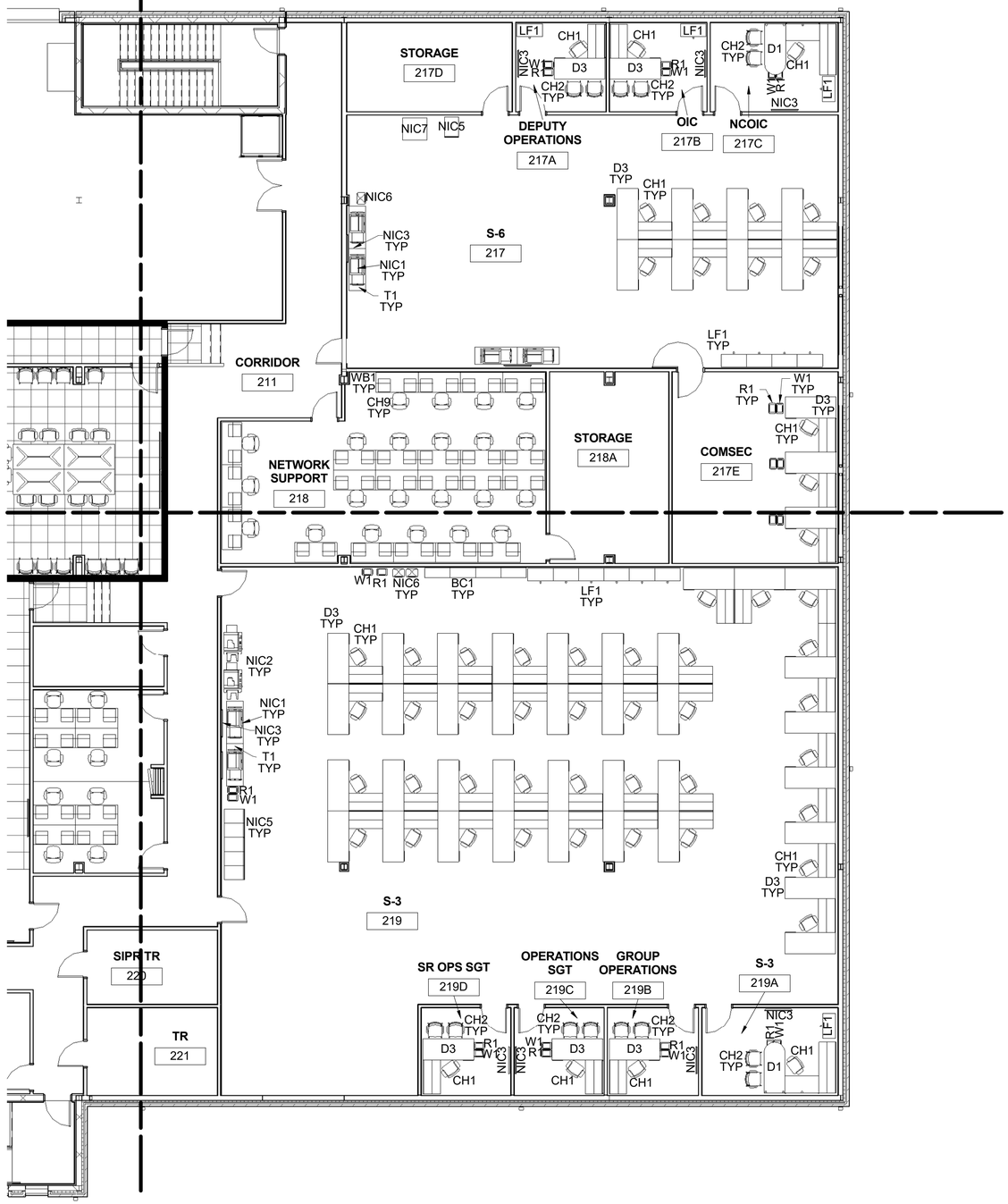


## PARTIAL FURNITURE PLAN - SECOND FLOOR

SCALE: 1/8" = 1'-0"

## PARTIAL FURNITURE PLAN NOTES

1. FF&E ITEMS ARE NOT A PART OF THE BASE BID CONSTRUCTION CONTRACT AND ARE SHOWN FOR REFERENCE ONLY.
2. CONTRACTOR SHALL PROVIDE FF&E AS A BID OPTION. IF BID OPTION IS NOT EXERCISED, FF&E WILL SWITCH TO GFGI (GOVERNMENT FURNISHED GOVERNMENT INSTALLED).
3. REFER TO SHEET I-001 OR FF&E LEGEND.
4. EQUIPMENT PROVIDED BY USERS AND NIC (NOT IN CONTRACT) ITEMS ARE SHOWN FOR COORDINATION PURPOSES ONLY. THESE ITEMS ARE NOT IN CONTRACT AND ARE LABELED AS SUCH.

KEY PLAN

8' 4' 0 8' 16' 2

GRAPHIC SCALE: 1/8" = 1'-0"

MICHELLE N. BARNETT REGISTERED No. 2006 COMMONWEALTH OF KENTUCKY ARCHITECT 08/18/2020

US Army Corps of Engineers ®

| MARK | DESCRIPTION | DATE |
|---|---|---|

DESIGN BY: E. WILSON
DRAWN BY: K. JONES
CHECKED BY: A. MCCOY
SUBMITTED BY: W. FOY
SIZE: ANSI D
ISSUE DATE: JUNE 2020
SOLICITATION NO.: W912PM21R0001
CONTRACT NO.:
CATEGORY CODE: 14182
FILE NAME: FTB-SHQ-I-124.dwg

US ARMY CORPS OF ENGINEERS
WILMINGTON DISTRICT
69 DARLINGTON AVENUE
WILMINGTON, NORTH CAROLINA

Mason&Hanger
A Day & Zimmermann Company

FORT BRAGG, NORTH CAROLINA
SOF GROUP HEADQUARTERS
PN: 87437 FY21

PARTIAL FURNITURE PLAN - SECOND FLOOR

SHEET ID
I-124

RTA SUBMITTAL

I I-124-

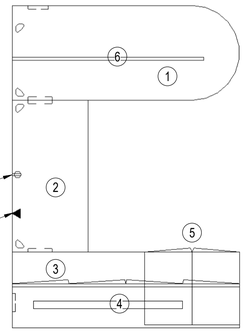


1. 30" x 72" D-TOP DESK
2. 24" x 48" RECTANGULAR BRIDGE
3. 24" x 72" RECTANGULAR CREDENZA
4. 72" OVERHEAD STORAGE HUTCH WITH TASKLIGHT AND TACKBOARD
5. LATERAL FILE WITH STORAGE DOOR
6. MODESTY PANEL

## DESK BASED WORKSTATION "D1" AND "D1a"

1 / I-540

SCALE: 1/2" = 1'-0"

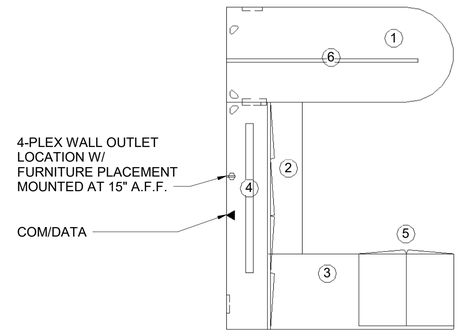


1. 30"x72" D-TOP DESK
2. 24" X 48" RECTANGULAR BRIDGE
3. 24" x 72" RECTANGULAR CREDENZA
4. 72" OVERHEAD STORAGE HUTCH WITH TASKLIGHT AND TACKBOARD
5. LATERAL FILE WITH STORAGE DOOR
6. MODESTY PANEL

## DESK-BASED WORKSTATION "D2"

3 / I-540

SCALE: 1/2" = 1'-0"

## FURNITURE DETAIL NOTES

1. FF&E ITEMS ARE NOT A PART OF THE BASE BID CONSTRUCTION CONTRACT AND ARE SHOWN FOR REFERENCE ONLY.
2. CONTRACTOR SHALL PROVIDE FF&E AS A BID OPTION. IF BID OPTION IS NOT EXERCISED, FF&E WILL SWITCH TO GFGI (GOVERNMENT FURNISHED GOVERNMENT INSTALLED).
3. REFER TO SHEETS I-110 THROUGH I-114 AND I-120 THROUGH I-124 FOR DESK-BASED FURNITURE LOCATIONS.
4. DESK-BASED FURNITURE IS NOT POWERED. USERS WILL ACCESS POWER/DATA AT WALL LOCATIONS, OR VIA RAISED ACCESS FLOOR. REFER TO EP-SERIES DRAWINGS FOR POWER AND TT-SERIES DRAWINGS FOR DATA CONNECTION LOCATIONS.

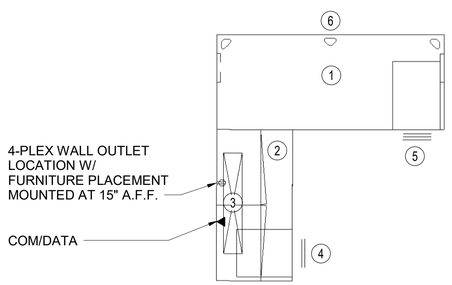


1. 30" x 72" RECTANGULAR DESK
2. 24" x 48" RECTANGULAR RETURN
3. 48" OVERHEAD STORAGE HUTCH WITH TASKLIGHT AND TACKBOARD
4. FF WORKSURFACE SUPPORTING PEDESTAL
5. BFF WORKSURFACE SUPPORTING PEDESTAL
6. MODESTY PANEL REQUIRED EXCEPT WHEN LOCATED AGAINST WALL

## DESK-BASED WORKSTATION "D3"

2 / I-540

SCALE: 1/2" = 1'-0"

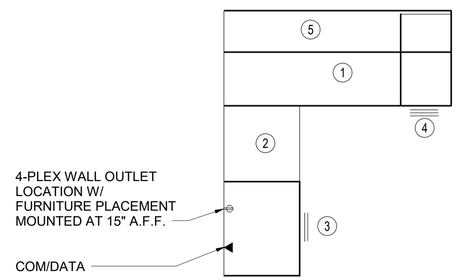


1. 30" x 72" SQUARE WORKSURFACE
2. 24" x 54" RECTANGULAR RETURN
3. FF LATERAL FILE 30"
4. BBF 16"
5. 13" x 72" TRANSACTION COUNTER
6. BBF WORKSURFACE SUPPORTING PEDESTAL

## DESK BASED WORKSTATION "D4"

4 / I-540

SCALE: 1/2" = 1'-0"

2' 1' 0 2' 4'

GRAPHIC SCALE: ½" = 1'-0"

MICHELLE N. BARNETT
REGISTERED
No. 10
COMMONWEALTH OF KENTUCKY
ARCHITECT
08/18/2020

US Army Corps of Engineers ®

| MARK | DESCRIPTION | DATE |
|---|---|---|

DESIGN BY: E. WILSON
DRAWN BY: K. JONES
CHECKED BY: A. MCCOY
SUBMITTED BY: N. WILCOY
SIZE: ANSI D
ISSUE DATE: JUNE 2020
SOLICITATION NO.: W912PN21R0001
CONTRACT NO.:
CATEGORY CODE: 14162
FILE NAME: FTB-SHQ-I-540.dwg

US ARMY CORPS OF ENGINEERS
WILMINGTON DISTRICT
69 DARGAN PLACE
WILMINGTON, NORTH CAROLINA

Mason&Hanger
A Day & Zimmermann Company

FORT BRAGG, NORTH CAROLINA
SOF GROUP HEADQUARTERS
PN: 87437 FY21

DESK-BASED FURNITURE DETAILS

SHEET ID
I-540

RTA SUBMITTAL

I-540-

# BOOKCASE - 5 HIGH

**ITEM CODE:** **BC1**

| PRODUCT NAME | MODEL NUMBER | MANUFACTURER |
|---|---|---|
| L SERIES | S-BCL6636 | AIS<br>OR EQUAL |

**DESCRIPTION**

**CONTACT / GSA FURNITURE DEALER**

FENS ASSOCIATES, LLC
6485 SHILOH ROAD, SUITE B600
ALPHARETTA, GA 30005
PH: 770-889-8884
FAX: 770-889-4536
MIKE SFORZA
MS4ZA@AOL.COM

**DIMENSIONS**

| | |
|---|---|
| DEPTH: | 18" |
| WIDTH: | 36" |
| HEIGHT: | 65 7/8" |

**GSA INFORMATION**

CONTRACT NUMBER: GS-29F-0006K
EXPIRATION DATE: AUGUST 23, 2020

**REPRESENTATIVE IMAGES**

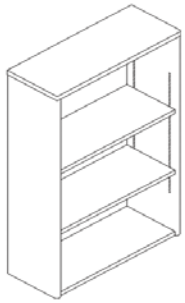

**REPRESENTATIVE FINISHES**

PAINT: MEDIUM TONE

| BUILDING & ROOM NUMBER / NAME | | QUANTITY | UNIT PRICE | EXT. PRICE |
|---|---|---|---|---|
| | | | | |
| | REFER TO I-SERIES DRAWING FOR ROOM BY ROOM QUANTITIES AND LOCATIONS | | | |
| | | | | |
| **ITEM TOTAL** | | **0** | **$0.00** | **$0.00** |

# ERGONOMIC TASK CHAIR

**ITEM CODE:** **CH1**

| PRODUCT NAME | MODEL NUMBER | MANUFACTURER |
|---|---|---|
| BOLTON | 4471C | AIS<br>OR EQUAL |

**DESCRIPTION**

MID BACK ERGONOMIC TASK CHAIR
FABRIC SEAT, MESH BACK
ADJUSTABLE ARMS, LUMBAR SUPPORT, DELUXE SYNCHRONIZED RECLINE/ TILT.
ALUMINUM BASE
HARD CASTERS FOR CARPET

**CONTACT / GSA FURNITURE DEALER**

FENS ASSOCIATES, LLC
6485 SHILOH ROAD, SUITE B600
ALPHARETTA, GA 30005
PH: 770-889-8884
FAX: 770-889-4536
MIKE SFORZA

**DIMENSIONS**

| | |
|---|---|
| DEPTH: | 24" |
| WIDTH: | 26" |
| HEIGHT: | 38.75" - 42.75" |

**GSA INFORMATION**

CONTRACT NUMBER: GS-29F-0006K
EXPIRATION DATE: AUGUST 23, 2020

**REPRESENTATIVE IMAGES**

**REPRESENTATIVE FINISHES**

| | |
|---|---|
| BASE: | ALUMINUM |
| BACK/ MESH: | GRADUATED STRIPE - BLACK |
| SEAT/ UPHOLSTERED: | GUILFORD OF MAINE - BEACON - BIRCH |

GRADUATED STRIPE -BLACK



BIRCH

| BUILDING & ROOM NUMBER / NAME | | QUANTITY | UNIT PRICE | EXT. PRICE |
|---|---|---|---|---|
| | | | | |
| | REFER TO I-SERIES DRAWING FOR ROOM BY ROOM QUANTITIES AND LOCATIONS | | | |
| | | | | |
| **ITEM TOTAL** | | **0** | **$0.00** | **$0.00** |

# SIDE CHAIR

**ITEM CODE:** **CH2**

| PRODUCT NAME | MODEL NUMBER | MANUFACTURER |
|---|---|---|
| TRIX | 662UBK | AIS<br>OR EQUAL |

**DESCRIPTION**

STACKER CHAIR
OPEN ARMS
UPHOLSTERED SEAT AND BACK
POLYPROPYLENE ARMS

**CONTACT / GSA FURNITURE DEALER**

FENS ASSOCIATES, LLC
6485 SHILOH ROAD, SUITE B600
ALPHARETTA, GA 30005
PH: 770-889-8884
FAX: 770-889-4536
MIKE SFORZA
MS4ZA@AOL.COM

**DIMENSIONS**

| | |
|---|---|
| DEPTH: | 23.5" |
| WIDTH: | 23.5" |
| HEIGHT: | 34" |

**GSA INFORMATION**

CONTRACT NUMBER: GS-29F-0006K
EXPIRATION DATE: AUGUST 23, 2020

**REPRESENTATIVE IMAGES**

**REPRESENTATIVE FINISHES**

| | |
|---|---|
| BASE: | BLACK |
| FABRIC: | GUILFORD OF MAINE - BEACON, CHOCOLATE |



| BUILDING & ROOM NUMBER / NAME | | QUANTITY | UNIT PRICE | EXT. PRICE |
|---|---|---|---|---|
| | | | | |
| | REFER TO I-SERIES DRAWING FOR ROOM BY ROOM QUANTITIES AND LOCATIONS | | | |
| | | | | |
| **ITEM TOTAL** | | **0** | **$0.00** | **$0.00** |

# WAITING ROOM CHAIR

**ITEM CODE:** **CH3**

| PRODUCT NAME | MODEL NUMBER | MANUFACTURER |
|---|---|---|
| GATSBY | GT4901D | JSI<br>OR EQUAL |

| DESCRIPTION | CONTACT / GSA FURNITURE DEALER |
|---|---|
| GUEST CHAIR, UPHOLSTERED BACK AND SEAT | FENS ASSOCIATES, LLC<br>6485 SHILOH ROAD, SUITE B600<br>ALPHARETTA, GA 30005<br>PH: 770-889-8884<br>FAX: 770-889-4536<br>MIKE SFORZA<br>MS4ZA@AOL.COM |

| DIMENSIONS | | GSA INFORMATION |
|---|---|---|
| DEPTH: | 24.5" | CONTRACT NUMBER: GS-28F-0034U |
| WIDTH: | 22.125" | EXPIRATION DATE: JUNE 24. 2023 |
| HEIGHT: | 35.375" | |

**REPRESENTATIVE IMAGES**

**REPRESENTATIVE FINISHES**

| | |
|---|---|
| WOOD BASE: | MOCHA |
| BACK/ UPHOLSTERED: | MOMENTUM - SILICA REACH - CANVAS |
| SEAT/ UPHOLSTERED: | MOMENTUM - SILICA REACH - CANVAS |

MOCHA



REACH - CANVAS

| BUILDING & ROOM NUMBER / NAME | | QUANTITY | UNIT PRICE | EXT. PRICE |
|---|---|---|---|---|
| | | | | |
| | REFER TO I-SERIES DRAWING FOR ROOM BY ROOM QUANTITIES AND LOCATIONS | | | |
| | | | | |
| **ITEM TOTAL** | | **0** | **$0.00** | **$0.00** |

# SOFA

**ITEM CODE:** **CH4**

| PRODUCT NAME | MODEL NUMBER | MANUFACTURER |
|---|---|---|
| CORBIN | CB7503CPI | JSI<br>OR EQUAL |

| DESCRIPTION | CONTACT / GSA FURNITURE DEALER |
|---|---|
| THREE SEAT WITH WOOD LEG | FENS ASSOCIATES, LLC<br>6485 SHILOH ROAD, SUITE B600<br>ALPHARETTA, GA 30005<br>PH: 770-889-8884<br>FAX: 770-889-4536<br>MIKE SFORZA<br>MS4ZA@AOL.COM |

| DIMENSIONS | | GSA INFORMATION |
|---|---|---|
| DEPTH: | 32" | CONTRACT NUMBER: GS-28F-0034U |
| WIDTH: | 74" | EXPIRATION DATE: JUNE 24. 2023 |
| HEIGHT: | 35" | |

**REPRESENTATIVE IMAGES**

**REPRESENTATIVE FINISHES**

| | |
|---|---|
| WOOD LEG | PINNACLE WALNUT |
| FABRIC: | MOMENTUM - CANTER QUARRY |

PINNACLE WALNUT

CANTER QUARRY

| BUILDING & ROOM NUMBER / NAME | | QUANTITY | UNIT PRICE | EXT. PRICE |
|---|---|---|---|---|
| | | | | |
| | REFER TO I-SERIES DRAWING FOR ROOM BY ROOM QUANTITIES AND LOCATIONS | | | |
| | | | | |
| **ITEM TOTAL** | | **0** | **$0.00** | **$0.00** |

# LOUNGE CHAIR

**ITEM CODE:** **CH5**

| PRODUCT NAME | MODEL NUMBER | MANUFACTURER |
|---|---|---|
| CORBIN | CB7501CPI | JSI<br>OR EQUAL |

| DESCRIPTION | CONTACT / GSA FURNITURE DEALER |
|---|---|
| SINGLE SEAT WITH WOOD LEG | FENS ASSOCIATES, LLC<br>6485 SHILOH ROAD, SUITE B600<br>ALPHARETTA, GA 30005<br>PH: 770-889-8884<br>FAX: 770-889-4536<br>MIKE SFORZA<br>MS4ZA@AOL.COM |

| DIMENSIONS | | GSA INFORMATION |
|---|---|---|
| DEPTH: | 32" | CONTRACT NUMBER: GS-28F-0034U |
| WIDTH: | 34" | EXPIRATION DATE: JUNE 24. 2023 |
| HEIGHT: | 35" | |

**REPRESENTATIVE IMAGES**

**REPRESENTATIVE FINISHES**

| | |
|---|---|
| WOOD LEG: | PINNACLE WALNUT |
| FABRIC: | MOMENTUM - STRUT MISSION |

PINNACLE WALNUT



STRUT MISSION

| BUILDING & ROOM NUMBER / NAME | | QUANTITY | UNIT PRICE | EXT. PRICE |
|---|---|---|---|---|
| | | | | |
| | REFER TO I-SERIES DRAWING FOR ROOM BY ROOM QUANTITIES AND LOCATIONS | | | |
| | | | | |
| **ITEM TOTAL** | | **0** | **$0.00** | **$0.00** |

# HEIGHT ADJUSTABLE STOOL

**ITEM CODE:** **CH6**

| PRODUCT NAME | MODEL NUMBER | MANUFACTURER |
|---|---|---|
| PHYSICIAN STOOL | 2400 | CAROLINA<br>OR EQUAL |

**DESCRIPTION**

HEIGHT ADJUSTABLE
PNEUMATIC LIFT
EASY-GLIDE CASTERS
POLYURETHANE BASE

**CONTACT / GSA FURNITURE DEALER**

FENS ASSOCIATES, LLC
6485 SHILOH ROAD, SUITE B600
ALPHARETTA, GA 30005
PH: 770-889-8884
FAX: 770-889-4536
MIKE SFORZA
MS4ZA@AOL.COM

**DIMENSIONS**

| | |
|---|---|
| DEPTH: | 26" |
| WIDTH: | 26" |
| HEIGHT: | 20-27.5" |

**GSA INFORMATION**

CONTRACT NUMBER: 47QSMA18D08QX
EXPIRATION DATE: AUGUST 7, 2023

**REPRESENTATIVE IMAGES**

**REPRESENTATIVE FINISHES**

| | |
|---|---|
| BASE: | BLACK |
| VINYL SEAT: | MOMENTUM ENDURANCE EPU, GULL |



ENDURANCE EPU, GULL

| BUILDING & ROOM NUMBER / NAME | | QUANTITY | UNIT PRICE | EXT. PRICE |
|---|---|---|---|---|
| | | | | |
| | REFER TO I-SERIES DRAWING FOR ROOM BY ROOM QUANTITIES AND LOCATIONS | | | |
| | | | | |
| **ITEM TOTAL** | | **0** | **$0.00** | **$0.00** |

# EXAMINATION TABLE

**ITEM CODE:** **CH7**

| PRODUCT NAME | MODEL NUMBER | MANUFACTURER |
|---|---|---|
| RITTER | 204 | MIDMARK<br>OR EQUAL |

| DESCRIPTION | CONTACT / GSA FURNITURE DEALER |
|---|---|
| MANUAL EXAMINATION TABLE | FENS ASSOCIATES, LLC<br>6485 SHILOH ROAD, SUITE B600<br>ALPHARETTA, GA 30005<br>PH: 770-889-8884<br>FAX: 770-889-4536<br>MIKE SFORZA<br>MS4ZA@AOL.COM |

| DIMENSIONS | | GSA INFORMATION |
|---|---|---|
| DEPTH: | APPROX. 27" | CONTRACT NUMBER: V797P-4435B |
| WIDTH: | APPROX. 27" | EXPIRATION DATE: MAY 14,2021 |
| HEIGHT: | 33" | |

**REPRESENTATIVE IMAGES**

**REPRESENTATIVE FINISHES**

FABRIC: OBSIDIAN 857
BASE: PEBBLE GRAY

OBSIDIAN

| BUILDING & ROOM NUMBER / NAME | | QUANTITY | UNIT PRICE | EXT. PRICE |
|---|---|---|---|---|
| | | | | |
| | REFER TO I-SERIES DRAWING FOR ROOM BY ROOM QUANTITIES AND LOCATIONS | | | |
| | | | | |
| **ITEM TOTAL** | | **0** | **$0.00** | **$0.00** |

# RECLINING CHAIR

**ITEM CODE:** **CH8**

| PRODUCT NAME | MODEL NUMBER | MANUFACTURER |
|---|---|---|
| ORCHESTRA MINI | 1487-R | CAROLINA<br>OR EQUAL |

**DESCRIPTION**

DURABLE STEEL RECLNER MECHANISM
UPHOLSTERED SEAT AND BACK

**CONTACT / GSA FURNITURE DEALER**

FENS ASSOCIATES, LLC
6485 SHILOH ROAD, SUITE B600
ALPHARETTA, GA 30005
PH: 770-889-8884
FAX: 770-889-4536
MIKE SFORZA
MS4ZA@AOL.COM

**DIMENSIONS**

| | |
|---|---|
| DEPTH: | 32" |
| WIDTH: | 27" |
| HEIGHT: | 42.5" |

**GSA INFORMATION**

CONTRACT NUMBER: 47QSMA18D08QX
EXPIRATION DATE: AUGUST 7, 2023

**REPRESENTATIVE IMAGES**

**REPRESENTATIVE FINISHES**

| | |
|---|---|
| WOOD FINISH: | TOFFEE |
| UPHOLSTERY | MOMENTUM DART - INK |

TOFFEE

DART INK

| BUILDING & ROOM NUMBER / NAME | | QUANTITY | UNIT PRICE | EXT. PRICE |
|---|---|---|---|---|
| | | | | |
| | REFER TO I-SERIES DRAWING FOR ROOM BY ROOM QUANTITIES AND LOCATIONS | | | |
| | | | | |
| **ITEM TOTAL** | | **0** | **$0.00** | **$0.00** |

# ERGONOMIC TASK STOOL

**ITEM CODE:** **CH9**

| PRODUCT NAME | MODEL NUMBER | MANUFACTURER |
|---|---|---|
| PROXY | PX808S | JSI<br>OR EQUAL |

**DESCRIPTION**

SLIM PROFILE, ADJUSTABLE ARMS, MIDBACK
SWIVEL TILT

**CONTACT / GSA FURNITURE DEALER**

FENS ASSOCIATES, LLC
6485 SHILOH ROAD, SUITE B600
ALPHARETTA, GA 30005
PH: 770-889-8884
FAX: 770-889-4536
MIKE SFORZA
MS4ZA@AOL.COM

DIMENSIONS

| | |
|---|---|
| DEPTH: | 28.5" |
| WIDTH: | 28.5" |
| HEIGHT: | 52.75" |

**GSA INFORMATION**

CONTRACT NUMBER: GS-28F-0034U
EXPIRATION DATE: JUNE 24. 2023

**REPRESENTATIVE IMAGES**

**REPRESENTATIVE FINISHES**

| | |
|---|---|
| BASE: | BLACK |
| BACK/ KNIT: | JET BLACK |
| SEAT/ UPHOLSTERED: | MOMENTUM TRADITION - MIST |

BLACK

TRADITION MIST

| BUILDING & ROOM NUMBER / NAME | | QUANTITY | UNIT PRICE | EXT. PRICE |
|---|---|---|---|---|
| | | | | |
| | REFER TO I-SERIES DRAWING FOR ROOM BY ROOM QUANTITIES AND LOCATIONS | | | |
| | | | | |
| **ITEM TOTAL** | | **0** | **$0.00** | **$0.00** |

# CHILD SIDE CHAIR

**ITEM CODE:** **CH10**

| PRODUCT NAME | MODEL NUMBER | MANUFACTURER |
|---|---|---|
| BEAN STOOL | 4020 | SPEC FURNITURE<br>OR EQUAL |

| DESCRIPTION | CONTACT / GSA FURNITURE DEALER |
|---|---|
| BEAN STOOL FOR CHILDREN | FENS ASSOCIATES, LLC<br>6485 SHILOH ROAD, SUITE B600<br>ALPHARETTA, GA 30005<br>PH: 770-889-8884<br>FAX: 770-889-4536<br>MIKE SFORZA<br>MS4ZA@AOL.COM |

| DIMENSIONS | | GSA INFORMATION |
|---|---|---|
| DEPTH: | 18" | CONTRACT NUMBER: GS-27F-011CA |
| WIDTH: | 18" | EXPIRATION DATE: MARCH 30, 2020 |
| HEIGHT: | 12" | |

**REPRESENTATIVE IMAGES**

**REPRESENTATIVE FINISHES**

| | |
|---|---|
| LAMINATE: | CARBON MESH |
| EDGE COLOR: | NEVADA |
| BASE FINISH: | NEVADA |

NEVADA

CARBON MESH

| BUILDING & ROOM NUMBER / NAME | | QUANTITY | UNIT PRICE | EXT. PRICE |
|---|---|---|---|---|
| | | | | |
| | REFER TO I-SERIES DRAWING FOR ROOM BY ROOM QUANTITIES AND LOCATIONS | | | |
| | | | | |
| **ITEM TOTAL** | | **0** | **$0.00** | **$0.00** |

# ENGRAVED CHAIR

**ITEM CODE:** **CH11**

| PRODUCT NAME | MODEL NUMBER | MANUFACTURER |
|---|---|---|
| STAXX CONVEX | 738-FL-CA-CHR | SOURCE<br>OR EQUAL |

**DESCRIPTION**

UPHOLSTERED SEAT, WOOD BACK, STACKING CHAIR WITH ARMS
WALL SAVER
ENGRAVED BACK

**CONTACT / GSA FURNITURE DEALER**

FENS ASSOCIATES, LLC
6485 SHILOH ROAD, SUITE B600
ALPHARETTA, GA 30005
PH: 770-889-8884
FAX: 770-889-4536
MIKE SFORZA
MS4ZA@AOL.COM

**DIMENSIONS**

| | |
|---|---|
| DEPTH: | 18" |
| WIDTH: | 18" |
| HEIGHT: | 12" |

**GSA INFORMATION**

CONTRACT NUMBER: GS-27F-011CA
EXPIRATION DATE: MARCH 30, 2020

**REPRESENTATIVE IMAGES**

**3SFG(A) crest:**

**REPRESENTATIVE FINISHES**

| | |
|---|---|
| WOOD BACK: | WEATHERED MEDIUM |
| FABRIC | MOMENTUM JOT - FOSSIL |
| BASE FINISH: | DARK BRONZE |

WEATHERED MEDIUM

DARK BRONZE



JOT - FOSSIL

| BUILDING & ROOM NUMBER / NAME | | QUANTITY | UNIT PRICE | EXT. PRICE |
|---|---|---|---|---|
| | | | | |
| | REFER TO I-SERIES DRAWING FOR ROOM BY ROOM QUANTITIES AND LOCATIONS | | | |
| | | | | |
| **ITEM TOTAL** | | **0** | **$0.00** | **$0.00** |

# DESK-BASED U-UNIT W/ OVERHEAD

**ITEM CODE:** **D1**

| PRODUCT NAME | MODEL NUMBER | MANUFACTURER |
|---|---|---|
| CALIBRATE | | AIS<br>OR EQUAL |

| DESCRIPTION | CONTACT / GSA FURNITURE DEALER |
|---|---|
| DESK BASED U-UNIT<br>30" X 72" D-TOP DESK, 24"X 48" RECTANGULAR BRIDGE, 24" X 72" RECTANGULAR CREDENZA, 72" OVERHEAD LATERAL FILE WITH DOOR STORAGE 30" | FENS ASSOCIATES, LLC<br>6485 SHILOH ROAD, SUITE B600<br>ALPHARETTA, GA 30005<br>PH: 770-889-8884<br>FAX: 770-889-4536<br>MIKE SFORZA<br>MS4ZA@AOL.COM |

| DIMENSIONS | | GSA INFORMATION |
|---|---|---|
| DEPTH: | 102" | CONTRACT NUMBER: GS-29F-0006K |
| WIDTH: | 72" | EXPIRATION DATE: AUGUST 23, 2020 |
| HEIGHT: | | |

**REPRESENTATIVE IMAGES**

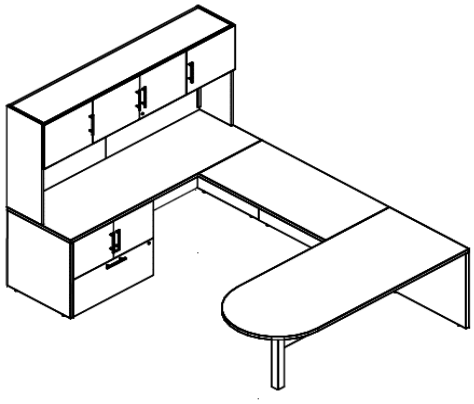

**REPRESENTATIVE FINISHES**

| | |
|---|---|
| LAMINATE: | AIMTOO SAVATRE |
| LEG: | MEDIUM TONE |
| TACKBOARD FABRIC: | AIS SPINEL, ALABASTER |

AIMTOO SAVATRE

MEDIUM TONE

SPINEL ALABASTER

| BUILDING & ROOM NUMBER / NAME | | QUANTITY | UNIT PRICE | EXT. PRICE |
|---|---|---|---|---|
| | | | | |
| | REFER TO I-SERIES DRAWING FOR ROOM BY ROOM QUANTITIES AND LOCATIONS | | | |
| | | | | |
| **ITEM TOTAL** | | **0** | **$0.00** | **$0.00** |

# DESK-BASED U-UNIT W/ OVERHEAD

**ITEM CODE:** **D1a**

| PRODUCT NAME | MODEL NUMBER | MANUFACTURER |
|---|---|---|
| VISION | | JSI<br>OR EQUAL |

| DESCRIPTION | CONTACT / GSA FURNITURE DEALER |
|---|---|
| DESK BASED U-UNIT<br>30" X 72" D-TOP DESK, 24"X 42" RECTANGULAR BRIDGE, 24" X 72" RECTANGULAR CREDENZA, 72" OVERHEAD<br>24" X 72" MULTI FILE PEDESTAL<br><br>VENEER FINISH | FENS ASSOCIATES, LLC<br>6485 SHILOH ROAD, SUITE B600<br>ALPHARETTA, GA 30005<br>PH: 770-889-8884<br>FAX: 770-889-4536<br>MIKE SFORZA<br>MS4ZA@AOL.COM |

| DIMENSIONS | | GSA INFORMATION |
|---|---|---|
| DEPTH: | 102" | CONTRACT NUMBER: GS-28F-0034U |
| WIDTH: | 72" | EXPIRATION DATE: JUNE 24, 2023 |
| HEIGHT: | | |

**REPRESENTATIVE IMAGES**

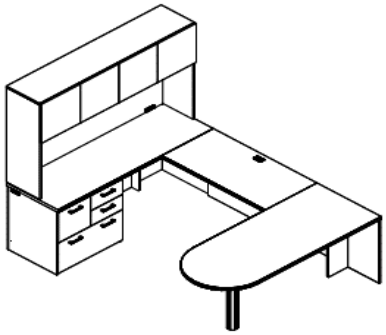

**REPRESENTATIVE FINISHES**

WOOD VENEER: TRUFFLE WALNUT
TACKBOARD FABRIC: MOMENTUM INFINITY STUCCO

TRUFFLE WALNUT

INFINITY STUCCO

| BUILDING & ROOM NUMBER / NAME | | QUANTITY | UNIT PRICE | EXT. PRICE |
|---|---|---|---|---|
| | | | | |
| | REFER TO I-SERIES DRAWING FOR ROOM BY ROOM QUANTITIES AND LOCATIONS | | | |
| | | | | |
| **ITEM TOTAL** | | **0** | **$0.00** | **$0.00** |

# DESK-BASED U-UNIT W/ OVERHEAD

**ITEM CODE:** **D2**

| PRODUCT NAME | MODEL NUMBER | MANUFACTURER |
|---|---|---|
| CALIBRATE | | AIS<br>OR EQUAL |

**DESCRIPTION**

DESK BASED U-UNIT
30" X 72" D-TOP DESK, 24"X 48 RECTANGULAR BRIDGE, 24" X 72" RECTANGULAR CREDENZA, 72" OVERHEAD
LATERAL FILE WITH DOOR STORAGE 30"

**CONTACT / GSA FURNITURE DEALER**

FENS ASSOCIATES, LLC
6485 SHILOH ROAD, SUITE B600
ALPHARETTA, GA 30005
PH: 770-889-8884
FAX: 770-889-4536
MIKE SFORZA
MS4ZA@AOL.COM

**DIMENSIONS**

| | |
|---|---|
| DEPTH: | 102" |
| WIDTH: | 72" |
| HEIGHT: | |

**GSA INFORMATION**

CONTRACT NUMBER: GS-29F-0006K
EXPIRATION DATE: AUGUST 23, 2020

**REPRESENTATIVE IMAGES**

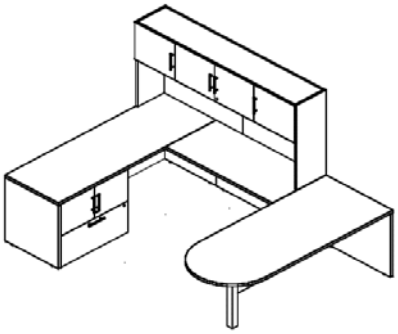

**REPRESENTATIVE FINISHES**

| | |
|---|---|
| LAMINATE: | AIMTOO SAVATRE |
| LEG: | MEDIUM TONE |
| TACKBOARD FABRIC: | AIS SPINEL, ALABASTER |

AIMTOO SAVATRE

MEDIUM TONE

SPINEL ALABASTER

| BUILDING & ROOM NUMBER / NAME | | QUANTITY | UNIT PRICE | EXT. PRICE |
|---|---|---|---|---|
| | | | | |
| | REFER TO I-SERIES DRAWING FOR ROOM BY ROOM QUANTITIES AND LOCATIONS | | | |
| | | | | |
| **ITEM TOTAL** | | **0** | **$0.00** | **$0.00** |

# DESK-BASED L-UNIT W/ OVERHEAD

**ITEM CODE:** **D3**

| PRODUCT NAME | MODEL NUMBER | MANUFACTURER |
|---|---|---|
| CALIBRATE | | AIS<br>OR EQUAL |

| DESCRIPTION | CONTACT / GSA FURNITURE DEALER |
|---|---|
| DESK BASED L-UNIT<br>30" X 72" D-TOP DESK, 24"X 48 RECTANGULAR BRIDGE, 48" OVERHEAD<br>BBF WORKSURFACE SUPPORTING PED 29"D<br>FF WORKSURFACE SUPPORTING PED 23"D | FENS ASSOCIATES, LLC<br>6485 SHILOH ROAD, SUITE B600<br>ALPHARETTA, GA 30005<br>PH: 770-889-8884<br>FAX: 770-889-4536<br>MIKE SFORZA<br>MS4ZA@AOL.COM |

| DIMENSIONS | | GSA INFORMATION |
|---|---|---|
| DEPTH: | 78" | CONTRACT NUMBER: GS-29F-0006K |
| WIDTH: | 72" | EXPIRATION DATE: AUGUST 23, 2020 |
| HEIGHT: | | |

**REPRESENTATIVE IMAGES**

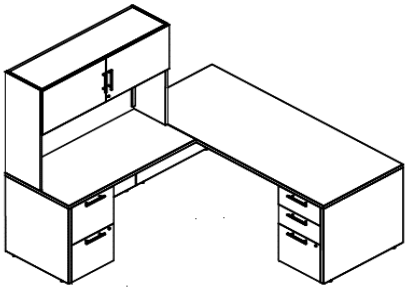

**REPRESENTATIVE FINISHES**

| | |
|---|---|
| LAMINATE: | AIMTOO SAVATRE |
| LEG: | MEDIUM TONE |
| TACKBOARD FABRIC: | AIS SPINEL, ALABASTER |

AIMTOO SAVATRE

MEDIUM TONE

SPINEL ALABASTER

| BUILDING & ROOM NUMBER / NAME | | QUANTITY | UNIT PRICE | EXT. PRICE |
|---|---|---|---|---|
| | | | | |
| | REFER TO I-SERIES DRAWING FOR ROOM BY ROOM QUANTITIES AND LOCATIONS | | | |
| | | | | |
| **ITEM TOTAL** | | **0** | **$0.00** | **$0.00** |

# DESK-BASED L-UNIT W/ TRANSACTION COUNTER

**ITEM CODE:** **D4**

| PRODUCT NAME | MODEL NUMBER | MANUFACTURER |
|---|---|---|
| CALIBRATE | | AIS<br>OR EQUAL |

| DESCRIPTION | CONTACT / GSA FURNITURE DEALER |
|---|---|
| DESK BASED L-UNIT<br>30" X 72" WORKSURFACE, 24"X 48" RETURN, SINGLE HUTCH 14"X 48"<br>BBF WORKSURFACE SUPPORTING PED 29"D<br>FF WORKSURFACE SUPPORTING PED 23"D | FENS ASSOCIATES, LLC<br>6485 SHILOH ROAD, SUITE B600<br>ALPHARETTA, GA 30005<br>PH: 770-889-8884<br>FAX: 770-889-4536<br>MIKE SFORZA<br>MS4ZA@AOL.COM |

| DIMENSIONS | | GSA INFORMATION |
|---|---|---|
| DEPTH: | 72" | CONTRACT NUMBER: GS-29F-0006K |
| WIDTH: | 84" | EXPIRATION DATE: AUGUST 23, 2020 |
| HEIGHT: | | |

**REPRESENTATIVE IMAGES**

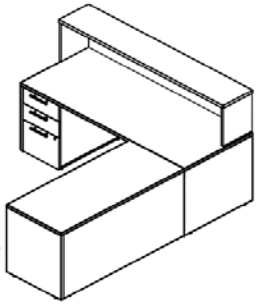

**REPRESENTATIVE FINISHES**

| | |
|---|---|
| LAMINATE: | AIMTOO SAVATRE |
| LEG: | MEDIUM TONE |
| TACKBOARD FABRIC: | AIS SPINEL, ALABASTER |

AIMTOO SAVATRE

MEDIUM TONE

SPINEL ALABASTER

| BUILDING & ROOM NUMBER / NAME | QUANTITY | UNIT PRICE | EXT. PRICE |
|---|---|---|---|
| | | | |
| REFER TO I-SERIES DRAWING FOR ROOM BY ROOM QUANTITIES AND LOCATIONS | | | |
| | | | |
| **ITEM TOTAL** | **0** | **$0.00** | **$0.00** |

# LATERAL FILE - 5 HIGH

**ITEM CODE:** **LF1**

| PRODUCT NAME | MODEL NUMBER | MANUFACTURER |
|---|---|---|
| L SERIES | S-LATJ5D36 | AIS<br>OR EQUAL |

**DESCRIPTION**

**CONTACT / GSA FURNITURE DEALER**

FENS ASSOCIATES, LLC
6485 SHILOH ROAD, SUITE B600
ALPHARETTA, GA 30005
PH: 770-889-8884
FAX: 770-889-4536
MIKE SFORZA
MS4ZA@AOL.COM

**DIMENSIONS**

| | |
|---|---|
| WIDTH: | 36" |
| DEPTH: | 18" |
| HEIGHT: | 64 1/8" |

**GSA INFORMATION**

CONTRACT NUMBER: GS-29F-0006K
EXPIRATION DATE: AUGUST 23, 2020

**REPRESENTATIVE IMAGES**

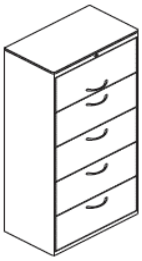

**REPRESENTATIVE FINISHES**

PAINT: MEDIUM TONE

| BUILDING & ROOM NUMBER / NAME | | QUANTITY | UNIT PRICE | EXT. PRICE |
|---|---|---|---|---|
| | | | | |
| | REFER TO I-SERIES DRAWING FOR ROOM BY ROOM QUANTITIES AND LOCATIONS | | | |
| | | | | |
| **ITEM TOTAL** | | **0** | | |

# LATERAL FILE - 5 HIGH

**ITEM CODE:** **LF1a**

| PRODUCT NAME | MODEL NUMBER | MANUFACTURER |
|---|---|---|
| ESSENTIALS | VV2036-57LF | JSI<br>OR EQUAL |

| DESCRIPTION | CONTACT / GSA FURNITURE DEALER |
|---|---|
| VENEER FINISH | FENS ASSOCIATES, LLC<br>6485 SHILOH ROAD, SUITE B600<br>ALPHARETTA, GA 30005<br>PH: 770-889-8884<br>FAX: 770-889-4536<br>MIKE SFORZA<br>MS4ZA@AOL.COM |

| DIMENSIONS | | GSA INFORMATION |
|---|---|---|
| WIDTH: | 36" | CONTRACT NUMBER: GS-28F-0034U |
| DEPTH: | 20" | EXPIRATION DATE: JUNE 24. 2023 |
| HEIGHT: | 56 11/16" | |

**REPRESENTATIVE IMAGES**

**REPRESENTATIVE FINISHES**

WOOD VENEER: TRUFFLE WALNUT

TRUFFLE WALNUT

| BUILDING & ROOM NUMBER / NAME | | QUANTITY | UNIT PRICE | EXT. PRICE |
|---|---|---|---|---|
| | | | | |
| | REFER TO I-SERIES DRAWING FOR ROOM BY ROOM QUANTITIES AND LOCATIONS | | | |
| | | | | |
| **ITEM TOTAL** | | **0** | | |

# LATERAL FILE - 5 HIGH

**ITEM CODE:** **LF2**

| PRODUCT NAME | MODEL NUMBER | MANUFACTURER |
|---|---|---|
| L SERIES | S-LATJ5D30 | AIS<br>OR EQUAL |

**DESCRIPTION**

**CONTACT / GSA FURNITURE DEALER**

FENS ASSOCIATES, LLC
6485 SHILOH ROAD, SUITE B600
ALPHARETTA, GA 30005
PH: 770-889-8884
FAX: 770-889-4536
MIKE SFORZA
MS4ZA@AOL.COM

**DIMENSIONS**

| | |
|---|---|
| WIDTH: | 30" |
| DEPTH: | 18" |
| HEIGHT: | 64 1/8" |

**GSA INFORMATION**

CONTRACT NUMBER: GS-29F-0006K
EXPIRATION DATE: AUGUST 23, 2020

**REPRESENTATIVE IMAGES**

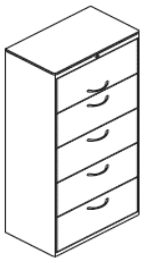

**REPRESENTATIVE FINISHES**

PAINT: MEDIUM TONE

| BUILDING & ROOM NUMBER / NAME | | QUANTITY | UNIT PRICE | EXT. PRICE |
|---|---|---|---|---|
| | | | | |
| | REFER TO I-SERIES DRAWING FOR ROOM BY ROOM QUANTITIES AND LOCATIONS | | | |
| | | | | |
| **ITEM TOTAL** | | **0** | **$0.00** | |

# LATERAL FILE - 2 HIGH

**ITEM CODE:** **LF3**

| PRODUCT NAME | MODEL NUMBER | MANUFACTURER |
|---|---|---|
| L SERIES | LATERAL FILE: S-LATJJ2D30<br>TOP: S-LATTOPJJ30 | AIS<br>OR EQUAL |

**DESCRIPTION**

**CONTACT / GSA FURNITURE DEALER**

FENS ASSOCIATES, LLC
6485 SHILOH ROAD, SUITE B600
ALPHARETTA, GA 30005
PH: 770-889-8884
FAX: 770-889-4536
MIKE SFORZA
MS4ZA@AOL.COM

**DIMENSIONS**

| | |
|---|---|
| WIDTH: | 30" |
| DEPTH: | 18" |
| HEIGHT: | 27.5" |

**GSA INFORMATION**

CONTRACT NUMBER: GS-29F-0006K
EXPIRATION DATE: AUGUST 23, 2020

**REPRESENTATIVE IMAGES**

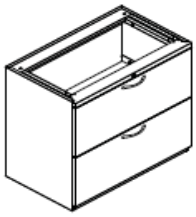

**REPRESENTATIVE FINISHES**

PAINT: MEDIUM TONE

| BUILDING & ROOM NUMBER / NAME | | QUANTITY | UNIT PRICE | EXT. PRICE |
|---|---|---|---|---|
| | | | | |
| | REFER TO I-SERIES DRAWING FOR ROOM BY ROOM QUANTITIES AND LOCATIONS | | | |
| | | | | |
| **ITEM TOTAL** | | **0** | **$0.00** | |

# RECYCLING RECEPTACLE - MEDIUM

**ITEM CODE:** **R1**

| PRODUCT NAME | MODEL NUMBER | MANUFACTURER |
|---|---|---|
| | | ALLE<br>OR EQUAL |

**DESCRIPTION**

RECYCLING RECEPTACLE, 7 GALLON
- DESKSIDE RECYCLING BASKET - DURABLE AND EASY TO CLEAN.
- PLASTIC CONSTRUCTION WON'T CHIP, RUST OR DENT.
- ROLLED RIMS ADD STRENGTH.
- WILL NOT MAR FURNITURE OR FLOORS
- RECYCLE SYMBOL CLEARLY MARKED ON ONE OR MORE SIDES.

RECEPTACLE WILL BE PROVIDED AT ALL DESKS

**CONTACT / GSA FURNITURE DEALER**

FENS ASSOCIATES, LLC
6485 SHILOH ROAD, SUITE B600
ALPHARETTA, GA 30005
PH: 770-889-8884
FAX: 770-889-4536
MIKE SFORZA
MS4ZA@AOL.COM

**DIMENSIONS**

| | |
|---|---|
| DEPTH: | APPROX. 10" |
| WIDTH: | APPROX. 14" |
| HEIGHT: | APPROX. 15" |

**GSA INFORMATION**

CONTRACT NUMBER:
EXPIRATION DATE:

**REPRESENTATIVE IMAGES**

**REPRESENTATIVE FINISHES**

| BUILDING & ROOM NUMBER / NAME | | QUANTITY | UNIT PRICE | EXT. PRICE |
|---|---|---|---|---|
| | | | | |
| | REFER TO I-SERIES DRAWING FOR ROOM BY ROOM QUANTITIES AND LOCATIONS | | | |
| | | | | |
| **ITEM TOTAL** | | **0** | **$0.00** | **$0.00** |

# STORAGE CABINET - 5 HIGH

**ITEM CODE:** **SC1**

| PRODUCT NAME | MODEL NUMBER | MANUFACTURER |
|---|---|---|
| L SERIES | S-CABL2D66 | AIS<br>OR EQUAL |

**DESCRIPTION**

**CONTACT / GSA FURNITURE DEALER**

FENS ASSOCIATES, LLC
6485 SHILOH ROAD, SUITE B600
ALPHARETTA, GA 30005
PH: 770-889-8884
FAX: 770-889-4536
MIKE SFORZA
MS4ZA@AOL.COM

**DIMENSIONS**

| | |
|---|---|
| DEPTH: | 18" |
| WIDTH: | 36" |
| HEIGHT: | 65 7/8" |

**GSA INFORMATION**

CONTRACT NUMBER: GS-29F-0006K
EXPIRATION DATE: AUGUST 23, 2020

**REPRESENTATIVE IMAGES**

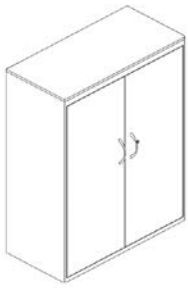

**REPRESENTATIVE FINISHES**

PAINT: MEDIUM TONE

| BUILDING & ROOM NUMBER / NAME | | QUANTITY | UNIT PRICE | EXT. PRICE |
|---|---|---|---|---|
| | | | | |
| | REFER TO I-SERIES DRAWING FOR ROOM BY ROOM QUANTITIES AND LOCATIONS | | | |
| | | | | |
| **ITEM TOTAL** | | **0** | **$0.00** | **$0.00** |

# TABLE, FIXED LEG

**ITEM CODE:** **T1**

| PRODUCT NAME | MODEL NUMBER | MANUFACTURER |
|---|---|---|
| SENSATION | CR2460 | ENWORK<br>OR EQUAL |

| DESCRIPTION | CONTACT / GSA FURNITURE DEALER |
|---|---|
| ANGLED LEG, NESTING TABLE | FENS ASSOCIATES, LLC<br>6485 SHILOH ROAD, SUITE B600<br>ALPHARETTA, GA 30005<br>PH: 770-889-8884<br>FAX: 770-889-4536<br>MIKE SFORZA<br>MS4ZA@AOL.COM |

| DIMENSIONS | | GSA INFORMATION |
|---|---|---|
| DEPTH: | 24" | CONTRACT NUMBER: |
| WIDTH: | 60" | EXPIRATION DATE: |

**REPRESENTATIVE IMAGES**

**REPRESENTATIVE FINISHES**

BASE: MEDIUM TONE
LAMINATE: PINNACLE WALNUT

PINNACLE WALNUT



MEDIUM TONE

| BUILDING & ROOM NUMBER / NAME | | QUANTITY | UNIT PRICE | EXT. PRICE |
|---|---|---|---|---|
| | | | | |
| | REFER TO I-SERIES DRAWING FOR ROOM BY ROOM QUANTITIES AND LOCATIONS | | | |
| | | | | |
| **ITEM TOTAL** | | **0** | **$0.00** | **$0.00** |

# TABLE, FIXED LEG

**ITEM CODE:** **T2**

| PRODUCT NAME | MODEL NUMBER | MANUFACTURER |
|---|---|---|
| SENSATION | CR3672 | ENWORK<br>OR EQUAL |

| DESCRIPTION | CONTACT / GSA FURNITURE DEALER |
|---|---|
| Y LEGS WITH FOOTER BAR AND LEVELERS | FENS ASSOCIATES, LLC<br>6485 SHILOH ROAD, SUITE B600<br>ALPHARETTA, GA 30005<br>PH: 770-889-8884<br>FAX: 770-889-4536<br>MIKE SFORZA<br>MS4ZA@AOL.COM |

| DIMENSIONS | | GSA INFORMATION |
|---|---|---|
| DEPTH: | 36" | CONTRACT NUMBER: GS-28F-0028U |
| WIDTH: | 72" | EXPIRATION DATE: JUNE 3, 2023 |
| HEIGHT: | | |

**REPRESENTATIVE IMAGES**

**REPRESENTATIVE FINISHES**

BASE: MEDIUM TONE
LAMINATE: PINNACLE WALNUT

PINNACLE WALNUT

MEDIUM TONE

| BUILDING & ROOM NUMBER / NAME | | QUANTITY | UNIT PRICE | EXT. PRICE |
|---|---|---|---|---|
| | | | | |
| | REFER TO I-SERIES DRAWING FOR ROOM BY ROOM QUANTITIES AND LOCATIONS | | | |
| | | | | |
| **ITEM TOTAL** | | **0** | **$0.00** | **$0.00** |

# OCCASIONAL TABLE

**ITEM CODE:** **T3**

| PRODUCT NAME | MODEL NUMBER | MANUFACTURER |
|---|---|---|
| ENCORE | EN3030-22 | JSI<br>OR EQUAL |

| DESCRIPTION | CONTACT / GSA FURNITURE DEALER |
|---|---|
| SQUARE END TABLE WITH COLUMN LEGS | FENS ASSOCIATES, LLC<br>6485 SHILOH ROAD, SUITE B600<br>ALPHARETTA, GA 30005<br>PH: 770-889-8884<br>FAX: 770-889-4536<br>MIKE SFORZA<br>MS4ZA@AOL.COM |

| DIMENSIONS | | GSA INFORMATION |
|---|---|---|
| DEPTH: | 30 | CONTRACT NUMBER: GS-28F-0034U |
| WIDTH: | 30 | EXPIRATION DATE: JUNE 24, 2023 |
| HEIGHT: | 22 | |

**REPRESENTATIVE IMAGES**

**REPRESENTATIVE FINISHES**

BASE: SOFT NICKEL
LAMINATE TOP: PINNACLE WALNUT

PINNACLE WALNUT



SOFT NICKEL

| BUILDING & ROOM NUMBER / NAME | | QUANTITY | UNIT PRICE | EXT. PRICE |
|---|---|---|---|---|
| | | | | |
| | REFER TO I-SERIES DRAWING FOR ROOM BY ROOM QUANTITIES AND LOCATIONS | | | |
| | | | | |
| **ITEM TOTAL** | | **0** | **$0.00** | **$0.00** |

# COFFEE TABLE

**ITEM CODE:** **T4**

| PRODUCT NAME | MODEL NUMBER | MANUFACTURER |
|---|---|---|
| ENCORE | EN2448 | JSI<br>OR EQUAL |

| DESCRIPTION | CONTACT / GSA FURNITURE DEALER |
|---|---|
| RECTANGULAR MAGAZINE TABLE WITH LEGS | FENS ASSOCIATES, LLC<br>6485 SHILOH ROAD, SUITE B600<br>ALPHARETTA, GA 30005<br>PH: 770-889-8884<br>FAX: 770-889-4536<br>MIKE SFORZA<br>MS4ZA@AOL.COM |

| DIMENSIONS | | GSA INFORMATION |
|---|---|---|
| DEPTH: | 24.5" | CONTRACT NUMBER: GS-28F-0034U |
| WIDTH: | 48.5" | EXPIRATION DATE: JUNE 24, 2023 |
| HEIGHT: | 17" | |

**REPRESENTATIVE IMAGES**

**REPRESENTATIVE FINISHES**

BASE: SOFT NICKEL
LAMINATE TOP: PINNACLE WALNUT

PINNACLE WALNUT

SOFT NICKEL

| BUILDING & ROOM NUMBER / NAME | | QUANTITY | UNIT PRICE | EXT. PRICE |
|---|---|---|---|---|
| | | | | |
| | REFER TO I-SERIES DRAWING FOR ROOM BY ROOM QUANTITIES AND LOCATIONS | | | |
| | | | | |
| **ITEM TOTAL** | | **0** | **$0.00** | **$0.00** |

# SQUARE TABLE

**ITEM CODE:** **T5**

| PRODUCT NAME | MODEL NUMBER | MANUFACTURER |
|---|---|---|
| ZORI | | ENWORK<br>OR EQUAL |

| DESCRIPTION | CONTACT / GSA FURNITURE DEALER |
|---|---|
| X BASE SQUARE TABLE | FENS ASSOCIATES, LLC<br>6485 SHILOH ROAD, SUITE B600<br>ALPHARETTA, GA 30005<br>PH: 770-889-8884<br>FAX: 770-889-4536<br>MIKE SFORZA<br>MS4ZA@AOL.COM |

| DIMENSIONS | | GSA INFORMATION |
|---|---|---|
| DEPTH: | 30" | CONTRACT NUMBER: GS-28F-0028U |
| WIDTH: | 30" | EXPIRATION DATE: JUNE 3, 2023 |
| HEIGHT: | 29" | |

**REPRESENTATIVE IMAGES**

**REPRESENTATIVE FINISHES**

| | |
|---|---|
| BASE: | SOFT NICKEL |
| LAMINATE TOP: | PINNACLE WALNUT |

PINNACLE WALNUT

SOFT NICKEL

| BUILDING & ROOM NUMBER / NAME | | QUANTITY | UNIT PRICE | EXT. PRICE |
|---|---|---|---|---|
| | | | | |
| | REFER TO I-SERIES DRAWING FOR ROOM BY ROOM QUANTITIES AND LOCATIONS | | | |
| | | | | |
| **ITEM TOTAL** | | **0** | **$0.00** | **$0.00** |

# GOC CONSOLE TABLE

**ITEM CODE:** **T6**

| PRODUCT NAME | MODEL NUMBER | MANUFACTURER |
|---|---|---|
| STRATEGY SX | STX-C | EVANS STRATEGY<br>OR EQUAL |

| DESCRIPTION | CONTACT / GSA FURNITURE DEALER |
|---|---|
| CONSOLE WITH SLATWALL AND DUAL MONITOR ARM | FENS ASSOCIATES, LLC<br>6485 SHILOH ROAD, SUITE B600<br>ALPHARETTA, GA 30005<br>PH: 770-889-8884<br>FAX: 770-889-4536<br>MIKE SFORZA<br>MS4ZA@AOL.COM |

| DIMENSIONS | | GSA INFORMATION |
|---|---|---|
| DEPTH: | 39" | CONTRACT NUMBER: GS-28F-0036M |
| WIDTH: | 48" | EXPIRATION DATE: JUNE 13, 2022 |
| HEIGHT: | 45" | |

**REPRESENTATIVE IMAGES**

**REPRESENTATIVE FINISHES**

| | |
|---|---|
| WORKSURFACE: | GREY 1500-60 |
| PANEL: | STUDIO TEAK 7960K-18 |



GREY

STUDIO TEAK

| BUILDING & ROOM NUMBER / NAME | | QUANTITY | UNIT PRICE | EXT. PRICE |
|---|---|---|---|---|
| | | | | |
| | REFER TO I-SERIES DRAWING FOR ROOM BY ROOM QUANTITIES AND LOCATIONS | | | |
| | | | | |
| **ITEM TOTAL** | | **0** | **$0.00** | **$0.00** |

# CHILD TABLE

**ITEM CODE:** **T7**

| PRODUCT NAME | MODEL NUMBER | MANUFACTURER |
|---|---|---|
| BEAN | 3232BN | SPEC FURNITURE<br>OR EQUAL |

| DESCRIPTION | CONTACT / GSA FURNITURE DEALER |
|---|---|
| BEAN SHAPE FREESTANDING TABLE | FENS ASSOCIATES, LLC<br>6485 SHILOH ROAD, SUITE B600<br>ALPHARETTA, GA 30005<br>PH: 770-889-8884<br>FAX: 770-889-4536<br>MIKE SFORZA<br>MS4ZA@AOL.COM |

| DIMENSIONS | | GSA INFORMATION |
|---|---|---|
| DEPTH: | 32" | CONTRACT NUMBER: GS-27F-011CA |
| WIDTH: | 32" | EXPIRATION DATE: MARCH 30, 2020 |

**REPRESENTATIVE IMAGES**

**REPRESENTATIVE FINISHES**

| | |
|---|---|
| LAMINATE: | CARBON MESH |
| EDGE COLOR: | NEVADA |
| BASE FINISH: | NEVADA |



NEVADA



CARBON MESH

| BUILDING & ROOM NUMBER / NAME | | QUANTITY | UNIT PRICE | EXT. PRICE |
|---|---|---|---|---|
| | | | | |
| | REFER TO I-SERIES DRAWING FOR ROOM BY ROOM QUANTITIES AND LOCATIONS | | | |
| | | | | |
| **ITEM TOTAL** | | **0** | **$0.00** | **$0.00** |

# BANQUET TABLE

**ITEM CODE:** **T8**

| PRODUCT NAME | MODEL NUMBER | MANUFACTURER |
|---|---|---|
| NPS | MT72R | GLOBAL INDUSTIAL<br>OR EQUAL |

| DESCRIPTION | CONTACT / GSA FURNITURE DEALER |
|---|---|
| 72" DIAMETER, MOBILE ROUND TABLE WITH NO SEATS ATTACHED | FENS ASSOCIATES, LLC<br>6485 SHILOH ROAD, SUITE B600<br>ALPHARETTA, GA 30005<br>PH: 770-889-8884<br>FAX: 770-889-4536<br>MIKE SFORZA<br>MS4ZA@AOL.COM |

| DIMENSIONS | | GSA INFORMATION | |
|---|---|---|---|
| DIAMETER: | 72" | CONTRACT NUMBER: | OPEN MARKET |
| HEIGHT: | 29" | EXPIRATION DATE: | |

**REPRESENTATIVE IMAGES**

**REPRESENTATIVE FINISHES**

BASE: BLACK
LAMINATE: WALNUT

WALNUT

BLACK

| BUILDING & ROOM NUMBER / NAME | | QUANTITY | UNIT PRICE | EXT. PRICE |
|---|---|---|---|---|
| | | | | |
| | REFER TO I-SERIES DRAWING FOR ROOM BY ROOM QUANTITIES AND LOCATIONS | | | |
| | | | | |
| **ITEM TOTAL** | | **0** | **$0.00** | **$0.00** |

# WORKBENCH

**ITEM CODE:** **WB1**

| PRODUCT NAME | MODEL NUMBER | MANUFACTURER |
|---|---|---|
| TECHWORKS | 72724H | MAYLINE<br>OR EQUAL |

**DESCRIPTION**

ALL WELDED STEEL WORKBENCH WITH ADJUSTABLE SHELF
LOCKING DRAWER WITH RECESSED HANDLE AND CYLINDER LOCK
POWDER COATED FINISH
HEIGHT ADJUSTABLE LEGS

**CONTACT / GSA FURNITURE DEALER**

FENS ASSOCIATES, LLC
6485 SHILOH ROAD, SUITE B600
ALPHARETTA, GA 30005
PH: 770-889-8884
FAX: 770-889-4536
MIKE SFORZA
MS4ZA@AOL.COM

**DIMENSIONS**

| | |
|---|---|
| DEPTH: | 24" |
| WIDTH: | 60" |
| HEIGHT: | 26" - 38" |

**GSA INFORMATION**

CONTRACT NUMBER: GS-29F-001OP
EXPIRATION DATE: MARCH 9, 2024

**REPRESENTATIVE IMAGES**

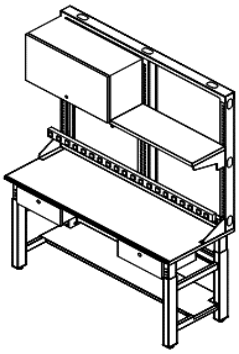

**REPRESENTATIVE FINISHES**

| | |
|---|---|
| PAINT FINISH: | TECH SILVER PAINT |
| LAMINATE: | STORM GRAY |



STORM GRAY

TECH SILVER

| BUILDING & ROOM NUMBER / NAME | | QUANTITY | UNIT PRICE | EXT. PRICE |
|---|---|---|---|---|
| | | | | |
| | REFER TO I-SERIES DRAWING FOR ROOM BY ROOM QUANTITIES AND LOCATIONS | | | |
| | | | | |
| **ITEM TOTAL** | | **0** | **$0.00** | **$0.00** |

# WASTE RECEPTACLE - MEDIUM

**ITEM CODE:** **W1**

| PRODUCT NAME | MODEL NUMBER | MANUFACTURER |
|---|---|---|
| | | ALLE<br>OR EQUAL |

| DESCRIPTION | CONTACT / GSA FURNITURE DEALER |
|---|---|
| RECEPTACLE WILL BE PROVIDED AT ALL DESKS | FENS ASSOCIATES, LLC<br>6485 SHILOH ROAD, SUITE B600<br>ALPHARETTA, GA 30005<br>PH: 770-889-8884<br>FAX: 770-889-4536<br>MIKE SFORZA<br>MS4ZA@AOL.COM |

| DIMENSIONS | | GSA INFORMATION |
|---|---|---|
| DEPTH: | APPROX. 10" | CONTRACT NUMBER: |
| WIDTH: | APPROX. 14" | EXPIRATION DATE: |
| HEIGHT: | APPROX. 15" | |

**REPRESENTATIVE IMAGES**

**REPRESENTATIVE FINISHES**

| BUILDING & ROOM NUMBER / NAME | | QUANTITY | UNIT PRICE | EXT. PRICE |
|---|---|---|---|---|
| | | | | |
| | REFER TO I-SERIES DRAWING FOR ROOM BY ROOM QUANTITIES AND LOCATIONS | | | |
| | | | | |
| **ITEM TOTAL** | | **0** | **$0.00** | **$0.00** |

# FF&E - ESTIMATE

| TAG | DESCRIPTION | BASIS OF DESIGN MFGR. | UNIT COST | QTY. | TOTAL COST |
|---|---|---|---|---|---|
| **SEATING** | | | | | |
| CH1 | ERGONOMIC TASK CHAIR WITH ADJUSTABLE ARMS | AIS, Bolton | | 543 | $ - |
| CH2 | SIDE CHAIR WITH UPHOLSTERED SEAT AND BACK | AIS, Trix | | 468 | $ - |
| CH3 | WAITING ROOM CHAIR WITH UPHOLSTERED SEAT AND BACK | Jasper, Gatsby | | 10 | $ - |
| CH4 | 2 PERSON SOFA | Jasper, Corbin | | 11 | $ - |
| CH5 | 1 PERSON LOUNGE CHAIR | Jasper, Corbin | | 3 | $ - |
| CH6 | HEIGHT ADJUSTABLE STOOL | Carolina, Physicians | | 4 | $ - |
| CH7 | EXAMINATION TABLE | Midmark, Ritter | | 4 | $ - |
| CH8 | RECLINING CHAIR | Carolina, Orchestra | | 1 | $ - |
| CH9 | ERGONOMIC TASK STOOL | Jasper, Proxy | | 51 | $ - |
| CH10 | CHILD STOOL | SPEC, Bean | | 3 | $ - |
| CH11 | UPHOLSTERED ENGRAVED CHAIR | Source, Staxx | | 104 | $ - |
| **TABLES** | | | | | |
| T1 | NESTING TABLE 24" X 60" | Enwork, Sensation | | 32 | $ - |
| T2 | CONFERENCE TABLE 36" X 72" | Enwork, Sensation | | 67 | $ - |
| T3 | OCCASIONAL TABLE 30" X 30" X 22" | Jasper, Encore | | 10 | $ - |
| T4 | COFFEE TABLE 24" x 48" x 17" | Jasper, Encore | | 2 | $ - |
| T5 | BREAKROOM TABLE 30" X 30" | Enwork, Sensation | | 17 | $ - |
| T6 | GOC CONSOLE TABLE | Evans Console, Strategy | | 24 | $ - |
| T7 | CHILD TABLE | SPEC, Bean | | 1 | $ - |
| T8 | 72"DIA. BANQUET TABLE - FOLDING/CASTERS | Global Industrial, NPS | | 13 | $ - |
| **FILING / STORAGE** | | | | | |
| BC1 | BOOKCASE, 36" | AIS, L-Series | | 7 | $ - |
| LF1 | 5 HIGH LATERAL FILE, 36" | AIS, L-Series | | 106 | $ - |
| LF1a | 4 HIGH LATERAL FILE-VENEER, 36" | Jasper, Vision | | 2 | $ - |
| LF2 | 5 HIGH LATERAL FILE, 30" | AIS, L-Series | | 5 | $ - |
| LF3 | 2 HIGH LATERAL FILE, 30" | AIS, L-Series | | 16 | $ - |
| SC1 | 5 HIGH STORAGE CABINET, 36" | AIS, L-Series | | 27 | $ - |
| **DESKS / WORKSTATIONS** | | | | | |
| D1 | U SHAPED DESK WITH OVERHEAD STORAGE ON CREDENZA | AIS, Calibrate | | 14 | $ - |
| D1a | U SHAPED DESK WITH OVERHEAD STORAGE ON CREDENZA-VENEER | Jasper, Vision | | 2 | $ - |
| D2 | U SHAPED DESK WITH OVERHEAD STORAGE ON BRIDGE | AIS, Calibrate | | 6 | $ - |
| D3 | L SHAPED DESK WITH OVERHEAD STORAGE ON RETURN | 87 | | 303 | $ - |
| D4 | L SHAPED DESK W/ TRANSACTION COUNTER | AIS, Calibrate | | 3 | $ - |
| WB1 | WORKBENCH WITH OVERHEAD STORAGE | Mayline, TechWorks | | 51 | $ - |
| **MISCELLANEOUS EQUIPMENT** | | | | | |
| R1 | RECYCLING RECEPTACLE - 10 GALLON | Alle | | 386 | $ - |
| W1 | WASTE RECEPTACLE - 10 GALLON | Alle | | 386 | $ - |
| **FF&E** Purchased & Installed by: TBD | | PRODUCT TOTAL | | | $ - |
| | | CONTRACTOR MARKUP (FF&E) | | | $ - |
| | | INSTALLATION ESTIMATE | | | $ - |
| | | FREIGHT ESTIMATE | | | $ - |
| | | SUBTOTAL | | | $ - |
| | | ESCALATION 4%/YEAR | | | $ - |
| | | NOT IN CONTRACT: MOVE APPROXIMATELY 32 PIECES OF TRAINING EQUIPMENT | | | $ - |
| | | NOT IN CONTRACT: MOVE APPROXIMATELY 27 PIECES OF EQUIPMENT FOR THE REGIMENTAL MESS | | | $ - |
| | | NOT IN CONTRACT: MOVE APPROXIMATELY 117 PIECES OF IT EQUIPMENT AND APPLIANCES | | | $ - |
| | | | | | **$0.00** |
| | | | | | **TOTAL (FF&E)** |

# FURNITURE, FIXTURES, & EQUIPMENT

# FINISH SAMPLES

LAMINATE
CASEGOODS
D1, D2, D3, D4

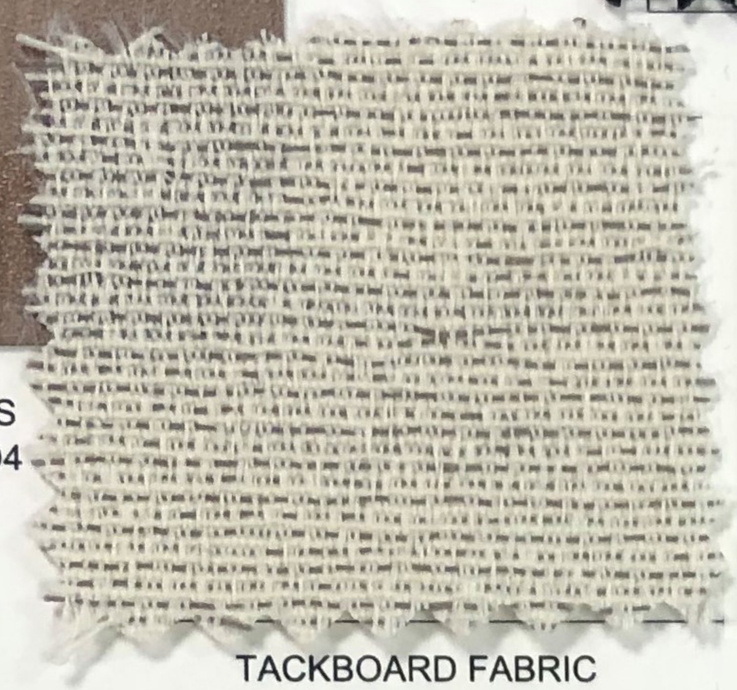

TACKBOARD FABRIC
D1, D2, D3, D4

MESH BACK
CH1



TASK CHAIR
CH1



CHAIR UPHOLSTERY
CH1



WOOD VENEE
CASEGOOD
D1a



TACKBOARD FABRIC
D1a

SIDE CHAIR
CH2

CHAIR UPHOLSTERY
CH2

US Army Corps
of Engineers
Wilmington District

SOF GROUP HEADQUARTERS
FORT BRAGG, NORTH CAROLINA

FURNITURE, FIXTURES, & EQUIPMENT
BASIS: FT. BRAGG KHAKI COLOR SCHEME

FF&E BOARD 1

Mason&Hanger
A Day&Zimmermann Company

MESH BACK
CH1

LAMINATE

AIS
AIMTOO SAVATRE

LAMINATE
CASEGOODS
D1, D2, D3, D4

TACKBOARD FABRIC

AIS
SPINEL - ALABASTER

TACKBOARD FABRIC
D1, D2, D3, D4

MESH BACK

AIS
GRADUATED STRIPE - BLACK

TASK CHAIR IMAGE

AIS
BOLTON

TASK CHAIR
CH1

CHAIR UPHOLSTERY

GUILFORD OF MAINE
BEACON - BIRCH

CHAIR UPHOLSTERY
CH1

WOOD VENEER CASEGOODS

JSI
TRUFFLE WALNUT

WOOD VENEER
CASEGOODS
D1a

TACKBOARD FABRIC

JSI
MOMENTUM INFINITY - STUCCO

TACKBOARD FABRIC
D1a

SIDE CHAIR IMAGE

AIS
TRIX

SIDE CHAIR
CH2

CHAIR UPHOLSTERY
GUILFORD OF MAINE
BEACON - CHOCOLATE

CHAIR UPHOLSTERY
CH2

US Army Corps
of Engineers
Wilmington District

SOF GROUP HEADQUARTERS
FORT BRAGG, NORTH CAROLINA

FURNITURE, FIXTURES, & EQUIPMENT
BASIS: FT. BRAGG KHAKI COLOR SCHEME

FF&E BOARD 1

Mason&Hanger
A Day&Zimmermann Company



WAITING ROOM
CHAIR LEG FINISH
CH3



WAITING ROOM CHAIR UPHOLSTERY
CH3

STOOL UPHOLSTERY
CH6



RECLINER UPHOLSTERY
CH8

SOFA
UPHOLSTE
CH4

WOOD LEG
CH4 & CH5

LOUNGE CHAIR UPHOLSTERY
CH5



TASK STOOL
UPHOLSTERY
CH9

MESH BACK
CH9

US Army Corps
of Engineers
Wilmington District

SOF GROUP HEADQUARTERS
FORT BRAGG, NORTH CAROLINA

FURNITURE, FIXTURES, & EQUIPMENT
BASIS: FT. BRAGG KHAKI COLOR SCHEME

FF&E BOARD 2

Mason&Hanger
A Day & Zimmermann Company

WAITING ROOM CHAIR LEG FINISH

JSI
WOOD - MOCHA

WAITING ROOM CHAIR LEG FINISH
CH3

WAITING ROOM CHAIR UPHOLSTERY

MOMENTUM
SILICA REACH - CANVAS

WAITING ROOM CHAIR UPHOLSTERY
CH3

STOOL UPHOLSTERY

MOMENTUM
ENDURANCE EPU - GULL

STOOL UPHOLSTERY
CH6

SOFA
UPHOLSTERY
CH4

SOFA UPHOLSTERY

MOMENTUM
CANTER - QUARRY

RECLINER UPHOLSTERY

MOMENTUM
DART - INK

RECLINER UPHOLSTERY
CH8

WOOD LEG FINISH

JSI
PINNACLE WALNUT COORDINATE

WOOD LEG
CH4 & CH5

LOUNGE CHAIR UPHOLSTERY

MOMENTUM
STRUT MISSION

LOUNGE CHAIR UPHOLSTERY
CH5

TASK STOOK UPHOLSTERY

MOMENTUM
TRADITION - MIST

TASK STOOL
UPHOLSTERY
CH9

MESH BACK

MOMENTUM
KNIT BACK - JET BLACK

MESH BACK
CH9

US Army Corps
of Engineers
Wilmington District

SOF GROUP HEADQUARTERS
FORT BRAGG, NORTH CAROLINA

FURNITURE, FIXTURES, & EQUIPMENT
BASIS: FT. BRAGG KHAKI COLOR SCHEME

FF&E BOARD 2

Mason&Hanger
A Day&Zimmermann Company

METAL LEG
T1, T2

TABLE TOP
T1, T2



PAINT FINISH
LF1, LF2, LF3, SC1

WOOD VENEER
TABLE TOP
T3, T4

METAL LEG
T3, T4

ENGRAVED
CHAIR
CH11

CHAIR UPHOLSTERY
CH11

US Army Corps
of Engineers
Wilmington District

SOF GROUP HEADQUARTERS
FORT BRAGG, NORTH CAROLINA

FURNITURE, FIXTURES, & EQUIPMENT
BASIS: FT. BRAGG KHAKI COLOR SCHEME

FF&E BOARD 3

Mason&Hanger
A Day&Zimmermann Company

LAMINATE
TABLE TOP

ENWORK
PINNACLE
WALNUT

TABLE TOP
T1, T2

METAL FINISH

ENWORK
MEDIUM TONE
T1, T2

METAL LEG
T1, T2

PAINT FINISH

AIS
MEDIUM TONE

PAINT FINISH
LF1, LF2, LF3, SC1

WOOD VENEER TABLE TOP

JSI
PINNACLE WALNUT

WOOD VENEER
TABLE TOP
T3, T4

METAL LEG

JSI
SOFT NICKEL

METAL LEG
T3, T4

ENGRAVED CHAIR IMAGE

SOURCE
STAXX CONVEX

ENGRAVED
CHAIR
CH11

CHAIR UPHOLSTERY

MOMENTUM
JOT - FOSSIL

CHAIR UPHOLSTERY
CH11

US Army Corps
of Engineers
Wilmington District

SOF GROUP HEADQUARTERS
FORT BRAGG, NORTH CAROLINA

FURNITURE, FIXTURES, & EQUIPMENT
BASIS: FT. BRAGG KHAKI COLOR SCHEME

FF&E BOARD 3

Mason&Hanger
A Day&Zimmermann Company

# STRUCTURAL INTERIOR DESIGN

# FINISH SAMPLES



PNT-1 PNT-2 PNT-3 PNT-4 STN-1

LVT-1

LVT-2

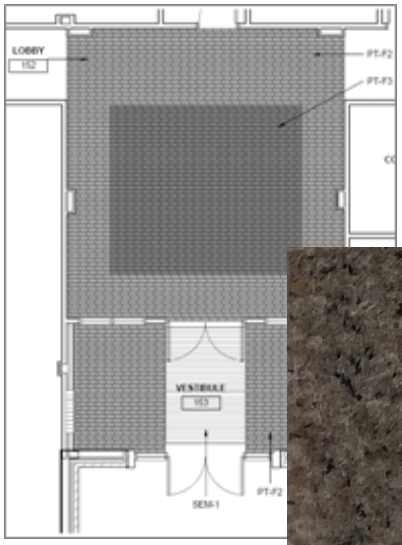


SEM-1

LOBBY 152
FLOOR PATTERN
(SEE SHEET A-482)

PT-B2 / PT-F2

US Army Corps of Engineers
Wilmington District

SOF GROUP HEADQUARTERS
FORT BRAGG, NORTH CAROLINA

STRUCTURAL INTERIOR FINISHES
BASIS: FT. BRAGG KHAKI COLOR SCHEME

SID BOARD 1

Mason&Hanger
A Day & Zimmermann Company

| CEILING PAINT | FIELD PAINT, DOOR & TRIM PAINT | ACCENT PAINT, DOOR & TRIM PAINT | ACCENT PAINT, DOOR & TRIM PAINT | WOOD DOOR STAIN |
|---|---|---|---|---|
| SHERWIN WILLIAMS<br><br>SW 7006<br>EXTRA WHITE | SHERWIN WILLIAMS<br><br>SW 7042<br>SHOJI WHITE | SHERWIN WILLIAMS<br><br>SW 7642<br>PAVESTONE | SHERWIN WILLIAMS<br><br>SW 7019<br>GAUNTLET GRAY | MINWAX<br><br>MW441<br>HEIRLOOM OAK |
| PNT-1 | PNT-2 | PNT-3 | PNT-4 | STN-1 |

| LUXURY VINYL TILE<br>ACCENT<br>JOHNSONITE<br>FREEDOM TILE,<br>CONCRETE<br>3511 GYPSUM | LUXURY VINYL TILE<br>ACCENT<br>JOHNSONITE<br>FREEDOM TILE,<br>CONCRETE<br>3518 BRINEY GREY |
|---|---|
| LVT-1 | LVT-2 |

PT-W1 / PT-F3

PORCELAIN WALL & FLOOR TILE (ENTRIES)
AMERICAN OLEAN
BRICKROWN
GRIEGE PARKWAY BT09
PT-W1: 2" X 8"
PT-F3: 4" X 8"

SEM-1

SURFACE MOUNTED ENTRY MAT

C-S GROUP
SILVERADO

PORCELAIN FLOOR TILE & BASE (ENTRIES)
AMERICAN OLEAN
BRICKROWN
FAWN TERRACE BT08

PT-B1: 4" X 8"
PT-F2: 4" X 8"

LOBBY 152
FLOOR PATTERN
(SEE SHEET A-482)

PT-B2 / PT-F2

US Army Corps of Engineers
Wilmington District

SOF GROUP HEADQUARTERS
FORT BRAGG, NORTH CAROLINA

STRUCTURAL INTERIOR FINISHES
BASIS: FT. BRAGG KHAKI COLOR SCHEME

SID BOARD 1

Mason&Hanger
A Day & Zimmermann Company



PNT-1 PNT-2 PNT-3 PNT-4 STN-1

← QUARTER TURNED INSTALLATION METHOD





RB-1

BOTTOM: CPT-1 / CPT-3 TOP: CPT-2

US Army Corps of Engineers
Wilmington District

SOF GROUP HEADQUARTERS
FORT BRAGG, NORTH CAROLINA

STRUCTURAL INTERIOR FINISHES
BASIS: FT. BRAGG KHAKI COLOR SCHEME

SID BOARD 2

Mason&Hanger
A Day & Zimmermann Company

| CEILING PAINT | FIELD PAINT, DOOR & TRIM PAINT | ACCENT PAINT, DOOR & TRIM PAINT | ACCENT PAINT, DOOR & TRIM PAINT | WOOD DOOR STAIN |
|---|---|---|---|---|
| SHERWIN WILLIAMS<br><br>SW 7006 EXTRA WHITE | SHERWIN WILLIAMS<br><br>SW 7042 SHOJI WHITE | SHERWIN WILLIAMS<br><br>SW 7642 PAVESTONE | SHERWIN WILLIAMS<br><br>SW 7019 GAUNTLET GRAY | MINWAX<br><br>MW441 HEIRLOOM OAK |
| PNT-1 | PNT-2 | PNT-3 | PNT-4 | STN-1 |

⟵ QUARTER TURNED INSTALLATION METHOD

CARPET BORDER, MODULAR
J+J FLOORING GROUP
KINTEX ACCELERATE 1813
24" X 12"
CUT FROM 24" X 24" TILES
COLOR: 1594 GRAIN

CARPET, MODULAR

J+J FLOORING GROUP
KINETIX / PUT A CORK IN IT 1830
COLOR: 2197 DRUM
24" X 24"

CPT-1: INSTALLED ON SLAB
CPT-3: INSTALLED ON RAISED ACCESS FLOORING

RUBBER BASE

JOHNSONITE
BASEWORKS
RUBBER WALL BASE
29 MOONROCK C WG

RB-1

BOTTOM: CPT-1 / CPT-3 TOP: CPT-2

US Army Corps of Engineers
Wilmington District

SOF GROUP HEADQUARTERS
FORT BRAGG, NORTH CAROLINA

STRUCTURAL INTERIOR FINISHES
BASIS: FT. BRAGG KHAKI COLOR SCHEME

SID BOARD 2

Mason&Hanger
A Day & Zimmermann Company



CT-W1

G-1

TP-1

G-2

US Army Corps of Engineers
Wilmington District

SOF GROUP HEADQUARTERS
FORT BRAGG, NORTH CAROLINA

STRUCTURAL INTERIOR FINISHES
BASIS: FT. BRAGG KHAKI COLOR SCHEME

SID BOARD 3

Mason&Hanger
A Day & Zimmermann Company

CERAMIC WALL TILE

AMERICAN OLEAN
HORIZON HZ01
WHITE, GLAZED
5 7/8" X 15 3/4" X 5/16" THICK

GROUT (WALL)
MAPEI, 00 WHITE

G-1

INSTALL IMAGE
OF CERAMIC WALL TILE

CT-W1

SOLID SURFACE
RESTROOM
VANITY TOPS

CORIAN
FOSSIL

SS-3

TOILET PARTITIONS
HDPE

SCRANTON
NICKEL
ROTARY BRUSHED

TP-1

PORCELAIN TILE FLOOR / BASE

AMERICAN OLEAN
METHOD, PROCESS BEIGE
UNPOLISHED MT02

4" X 24" PT-B1
12" X 24" PT-F1

GROUT (FLOOR)
MAPEI, 11 SAHARA BEIGE

G-2

PT-B1 / PT-F1

LOCKERS
HDPE

SCRANTON
SANDCASTLE
ORANGEPEEL TEXTURE

L-1

US Army Corps of Engineers
Wilmington District

SOF GROUP HEADQUARTERS
FORT BRAGG, NORTH CAROLINA

STRUCTURAL INTERIOR FINISHES
BASIS: FT. BRAGG KHAKI COLOR SCHEME

SID BOARD 3

Mason&Hanger
A Day & Zimmermann Company

RST-1 / RT-1



HB-1

SS-1



RSM-1



LAM-1

SS-2



CG-1 / WP-1

SDSVT-1 / SDSVT-2

US Army Corps of Engineers
Wilmington District

SOF GROUP HEADQUARTERS
FORT BRAGG, NORTH CAROLINA

STRUCTURAL INTERIOR FINISHES
BASIS: FT. BRAGG KHAKI COLOR SCHEME

SID BOARD 4

Mason&Hanger
A Day & Zimmermann Company

RUBBER STAIR TREAD
RUBBER TILE, MODULAR

JOHNSONITE
MICROTONE RUBBER
HAMMERED TEXTURE, SPECKLED TILE
COLOR: 22 PEARL CB

RST-1 / RT-1

HORIZONTAL METAL BLINDS

SWF CONTRACT
SNOCAP WHITE 386

HB-1

SOLID SURFACE
WINDOW STOOL

CORIAN
DEEP CLOUD

SS-1

LAMINATE
CASEWORK

WILSONNART
BANNISTER OAK
7806-60

LAM-1

RUBBER SPORTS MAT

AMORIM PLYOMETRIC RUBBER MAT
3/8" THICK X 48" WIDE X 25' LONG ROLLS

BLACK

RSM-1

SOLID SURFACE
BREAK ROOM
COUNTER TOPS

CORIAN
EVEREST

SS-2

WALL PROTECTION:
CORNER GUARD AND WALL PANEL

CONSTRUCTION SPECIALTIES GROUP
#933 MISSION WHITE

CG-1 / WP-1

STATIC DISSIPATIVE TILE

FLEXCO
WARM GRAY 65

SDSVT-1 / SDSVT-2

US Army Corps of Engineers
Wilmington District

SOF GROUP HEADQUARTERS
FORT BRAGG, NORTH CAROLINA

STRUCTURAL INTERIOR FINISHES
BASIS: FT. BRAGG KHAKI COLOR SCHEME

SID BOARD 4

Mason&Hanger
A Day & Zimmermann Company

ACT-1

US Army Corps of Engineers
Wilmington District

SOF GROUP HEADQUARTERS
FORT BRAGG, NORTH CAROLINA

STRUCTURAL INTERIOR FINISHES
BASIS: FT. BRAGG KHAKI COLOR SCHEME

SID BOARD 5

Mason&Hanger
A Day & Zimmermann Company

ACOUSTICAL CEILING TILE

ARMSTRONG
ULTIMA 1911
24" X 24" X 3/4"
WHITE

ACT-1

US Army Corps of Engineers
Wilmington District

SOF GROUP HEADQUARTERS
FORT BRAGG, NORTH CAROLINA

STRUCTURAL INTERIOR FINISHES
BASIS: FT. BRAGG KHAKI COLOR SCHEME

SID BOARD 5

Mason&Hanger
A Day & Zimmermann Company

Mason&Hanger

*A Day & Zimmermann Company*

**Mason & Hanger**

300 West Vine Street
Suite 1300
Lexington, KY 40507
859.252.9980

**masonandhanger.com**